



## Text type: **Diary Entry**

A diary entry is a piece of writing that records certain events that happened in a day. It is written in the first-person point of view, so the events are described based on the writer's personal feelings and thoughts. Note that the past tense is used while talking about the details of the events or a particular incident, but some personal feelings and thoughts can be written in the present tense.

You are Benny. You and your friend, Lily, helped out at the community centre yesterday. Based on the pictures below, write a diary entry about what happened. Write at least 80 words.



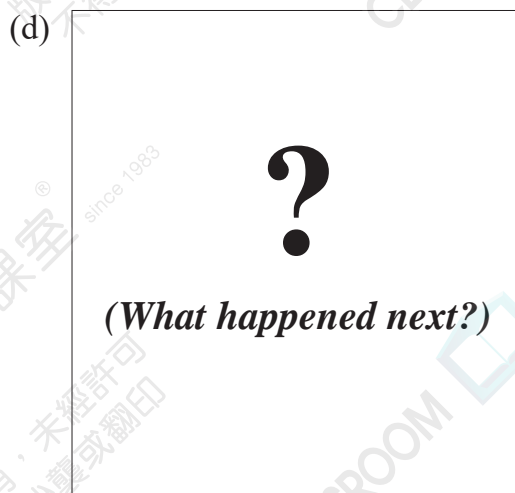
*volunteer / eager*



*guessing game / pictures*



*puzzled / upset*



## Step 1

You should read the instructions carefully before starting the writing task. First find out the point of view that you need to write in. Then pay attention to the text type format required. Remember that different text types have different formats.

First-person point of view

Main characters: Benny ('I') and Lily




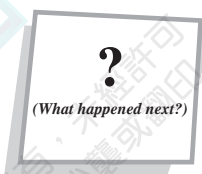
You are Benny. You and your friend, Lily, helped out at the community centre yesterday. Based on the pictures below, write a diary entry about what happened. Write at least 80 words.

Past tense

Diary entry format:  
On the top left corner, state the date and day of the week.  
On the top right corner, state the weather of the day.

## Step 2

Look at the pictures carefully. Pay attention to the details of each picture and write the correct wh-words in the blanks. Think about the following questions as you plan your diary entry.

|  |  |
|--|--|
| <p>(a) </p>                           | <ul style="list-style-type: none"> <li>• <u>Where</u> did you and Lily go?</li> <li>• <u>When / What time / Why</u> did you go there?</li> <li>• <u>What</u> did you and Lily do?</li> <li>• <u>Who</u> did you meet?</li> <li>• <u>How</u> did you, Lily and the children feel?</li> </ul> <div style="border: 1px dashed gray; border-radius: 10px; padding: 5px; font-size: x-small; margin-top: 10px;"> <p>Ask yourself the wh-questions when you talk about an incident.</p> </div> |
| <p>(b) </p>                           | <ul style="list-style-type: none"> <li>• What did you do?</li> <li>• What did the children do?</li> <li>• What did you notice?</li> </ul>  |
| <p>(c) </p>                           | <ul style="list-style-type: none"> <li>• How did the little girl look?</li> <li>• How did she feel?</li> <li>• What did she do? Why?</li> </ul>  |
| <p>(d) <br/>(What happened next?)</p> | <ul style="list-style-type: none"> <li>• What did you and Lily do?</li> <li>• How did the little girl react?</li> <li>• How did she feel?</li> <li>• How did you and Lily feel?</li> </ul>   |

### Step 3

Look at the pictures on p.2 again and answer the guiding questions in the table below. Then write your own diary entry on a separate piece of paper.

#### Introduction (Picture A): talk briefly about the incident

What did you do? \_\_\_\_\_ did voluntary work

Where did it happen? \_\_\_\_\_ at the community centre

When did it happen? \_\_\_\_\_ at 10 am yesterday

Who were with you? \_\_\_\_\_ my friend, Lily

How did you feel? \_\_\_\_\_ eager

#### Rising Action (Picture B): talk about events that happened after the introduction

What did you do? \_\_\_\_\_ drew a carton of milk on the blackboard

What did the children do? \_\_\_\_\_ guessed what the picture was

What did you notice? \_\_\_\_\_ a little girl was sitting there quietly

#### Climax / Conflict (Picture C): tell the problem(s) that the character(s) faced

How did the little girl look? \_\_\_\_\_ had a puzzled look on her face

How did she feel? \_\_\_\_\_ upset

What did she do? \_\_\_\_\_ cried loudly

#### Resolution (Picture D): tell how the character(s) solved the problem(s) and the ending of the incident

What did you and Lily do? \_\_\_\_\_ comforted the little girl

How did the little girl react? \_\_\_\_\_ stopped crying

How did she feel? \_\_\_\_\_ happy again

How did you and Lily feel? \_\_\_\_\_ glad that we helped someone



### More Writing Tips

- ★ Use **adverbs of sequence** (e.g. **first, next, then, after that, finally**) to show the order of different events.
- ★ Give a **personal comment** in the last paragraph of the diary entry **to show how you feel about what you did.**

### Useful Vocabulary and Phrases

|           |         |                    |        |
|-----------|---------|--------------------|--------|
| volunteer | eager   | word-guessing game | upset  |
| upset     | picture | draw               | object |
| notice    | quietly | help out           | guess  |
|           |         |                    | glad   |

Go through the writing evaluation list below to find out if you have written the diary entry properly. Circle the correct faces and count the number of smiley and sad faces you've got.

### My Writing Evaluation List

|  |   |
|--|---|
| Write the date, day and weather  | Use the wrong format for the diary entry                      |
| Grammar items are used correctly   | Have made a few grammatical mistakes                          |
| Spell all the words correctly  | Have made a few spelling mistakes                             |
| Use adverbs of sequence to show the order of events  | The order of events is unorganised or unclear                 |
| Use the past tense to write about past events and use the present tense to write the dialogues | Use the wrong tenses to write the diary entry                 |
| Use the cue words provided under the pictures in the diary entry                               | Cue words provided are not used in the diary entry            |
| Use complex sentence structures  | Use simple sentence structures                                |
| Overall, the content is interesting and logical  | Overall, the content is confusing and difficult to understand |