

Primary 1  
English Language

Reading and Writing

2

**Instructions:**

學生須知：

1. There are 8 pages in this Question-Answer Booklet. Answer all questions.  
本卷共有 8 頁，全部題目均須作答。
2. Time allowed is about 30 minutes.  
評估時限約為 30 分鐘。
3. Write your Name, Class and Class Number in the boxes below.  
在下面的方格內填寫你的姓名、班別及班號。

**Instructions for answering questions:**

作答說明：

**Multiple Choice Questions** — Blacken the circle next to the correct answer with an **HB pencil**. For example:

選擇題 — 選出正確的答案，並用 **HB** 鉛筆把該選項的圓圈塗黑和塗滿，如：

- A.                      or                      ● A.      ○ B.  
○ B.                      or                      ○ C.      ○ D.  
○ C.                      or                      ○ C.      ○ D.  
○ D.

**Other Questions** — Write your answers in the spaces provided.

其他題目 — 在適當的位置內填寫答案

Part	Marks
1	/ 4
2	/ 5
3	/ 4
4 (Writing)	/ 6

Total:  / 19  
Score for achieving BC: 10

Name   
學生姓名

Class    
班別 1

Class No.    
班號

此格只許填寫一個大楷英文字母  
Write one capital letter in this box.

## Part 1

*Pinky is doing a project about her family.*

Look at her notes.

### Brother

My little brother has short hair and a round face.



### Dad

Dad reads me stories every night. I love them a lot!



## My Family

### Grandpa

Grandpa is strong and fit. He wakes up early and does exercise every morning.



### Mum

Mum works at school. She tells students to do homework.



Please do not write in the margin.  
請勿在此書寫。

Choose the best answer.

1. How many family members does Pinky have?

A. 2

B. 3

C. 4

D. 5

 小提示：不要忘記把 Pinky 計算在一家人裡面。


2. How does Pinky feel when her dad reads her stories?

A. happy


B. sad

C. angry

D. sleepy

 小提示：Pinky 喜歡聽睡前故事嗎？

3. Why is Pinky's grandpa strong and fit?



A.

B.

C.

D.

4. Which one is Pinky's mum?





A.

B.

C.

D.

 小提示：看看圖中哪人會吩咐學生們做功課？

Please do not write in the margin.  
請勿在此書寫。

## Part 2

*Pinky is reading a storybook about animals.*

Read the contents page.

### CONTENTS

	Page
Didi the Dog .....	1
Marco the Monkey .....	3
Peter the Panda .....	5
Timmy the Tiger .....	7
Ellie the Elephant .....	10

Choose the best answer.

1. What does this page tell us?



- A. how much the book is
- B. who writes the book
- C. what is in the book
- D. where we can buy the book



小提示：書的目錄告訴我們書中有什麼章節和內容，以及每個章節可在書中哪一頁找到。

Please do not write in the margin.  
請勿在此書寫。


2. How many kinds of animals does the book talk about?

- A. 4
- B. 5
- C. 6
- D. 7



小提示：每一章節講述一種動物，你可數數目錄中有多少章節。

3. Which animal can we **NOT** see in the book?



- A.
- B.
- C.
- D.

4. How many pages are there in the book?

- A. 3
- B. 5
- C. 7
- D. 11

5. Pinky is reading page 8. She is reading about \_\_\_\_\_.



- A. Marco
- B. Timmy
- C. Ellie
- D. Didi



小提示：找出第八頁在哪個章節，再看看那章節和什麼有關。

Please do not write in the margin.  
請勿在此書寫。

### Part 3

*Pinky's mum is reading some riddles.*

Read the riddles.



小提示：遇上謎語題時，首先圈出謎語中的重點字眼，然後看看選項，注意答案要與所有提示吻合。

1 It is small.  
It is white.  
It has long ears.  
It can jump.

2 There are two.  
They are long.  
They look the same.  
We eat with them.




3 It is a toy.  
It is round.  
It has a string.  
It goes up and down.

4 It is yellow.  
It is sour.  
It is in my tea.  
But I don't eat it.

Choose the best answer.

1. Read 1. What is it?



A.

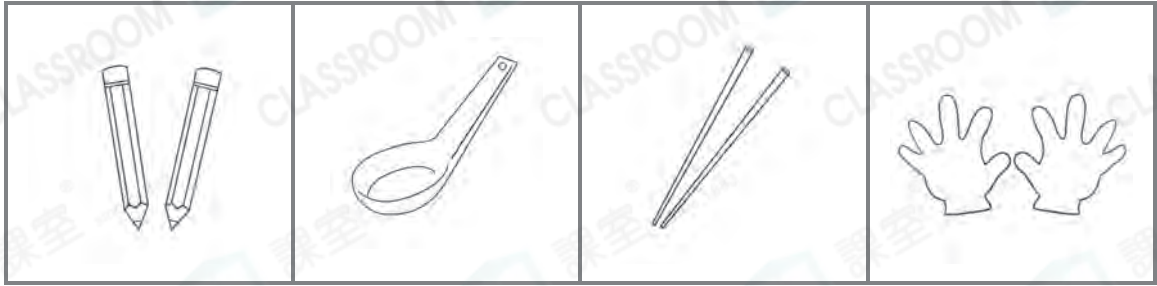
B.

C.

D.

Please do not write in the margin.  
請勿在此書寫。

2. Read ❷. What are they?



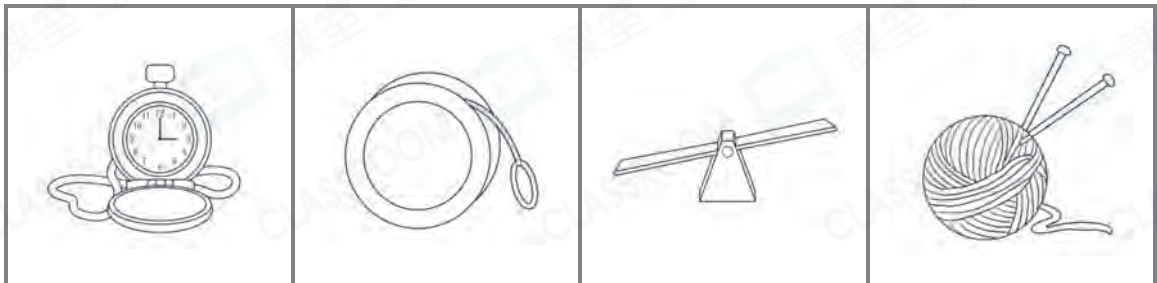
A.

B.

C.

D.

3. Read ❸. What is it?



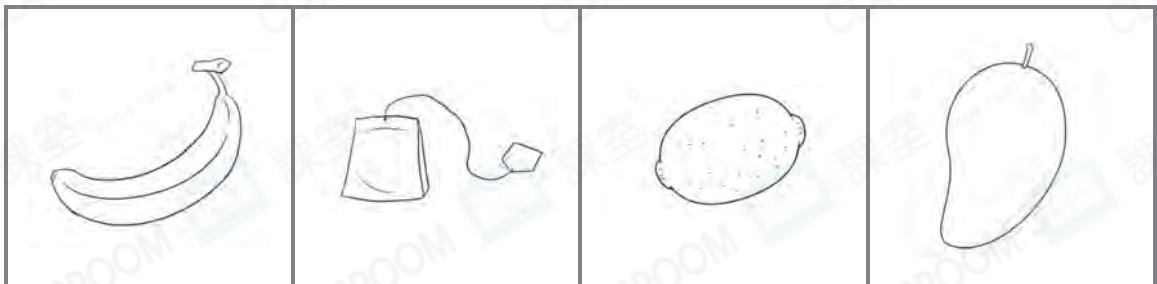
A.

B.

C.

D.

4. Read ❹. What is it?



A.

B.

C.

D.

Please do not write in the margin.  
請勿在此書寫。

## Part 4

*Pinky is in a pet shop. She wants to buy a pet.*

Read what she says.



**I want a kitten.**

**It is brown and white.**

**It can jump and run.**

**It is cute.**

Now write about a pet you want. Write about 20 words.

You may use the following questions to help you:



小提示：回答引導問題。

- What do you want?
- What colour is it?
- What can it do?
- What is it like?

I want \_\_\_\_\_.

It is \_\_\_\_\_.

\_\_\_\_\_

\_\_\_\_\_

\_\_\_\_\_

**END OF PAPER**

Please do not write in the margin.  
請勿在此書寫。