

Primary 1

English Language

Reading and Writing

4

Instructions:

學生須知：

1. There are 8 pages in this Question-Answer Booklet. Answer all questions.
本卷共有 8 頁，全部題目均須作答。
2. Time allowed is about 30 minutes.
評估時限約為 30 分鐘。
3. Write your Name, Class and Class Number in the boxes below.
在下面的方格內填寫你的姓名、班別及班號。

Instructions for answering questions:

作答說明：

Multiple Choice Questions — Blacken the circle next to the correct answer with an **HB pencil**. For example:

選擇題 — 選出正確的答案，並用 **HB** 鉛筆把該選項的圓圈塗黑和塗滿，如：

- A. or ● A. ○ B.
○ B. or ○ C. ○ D.
○ C. or ○ C. ○ D.
○ D.

Other Questions — Write your answers in the spaces provided.

其他題目 — 在適當的位置內填寫答案

Part	Marks
1	/ 5
2	/ 4
3	/ 4
4 (Writing)	/ 6

Total: / 19
Score for achieving BC: 10

Name
學生姓名

Class
班別

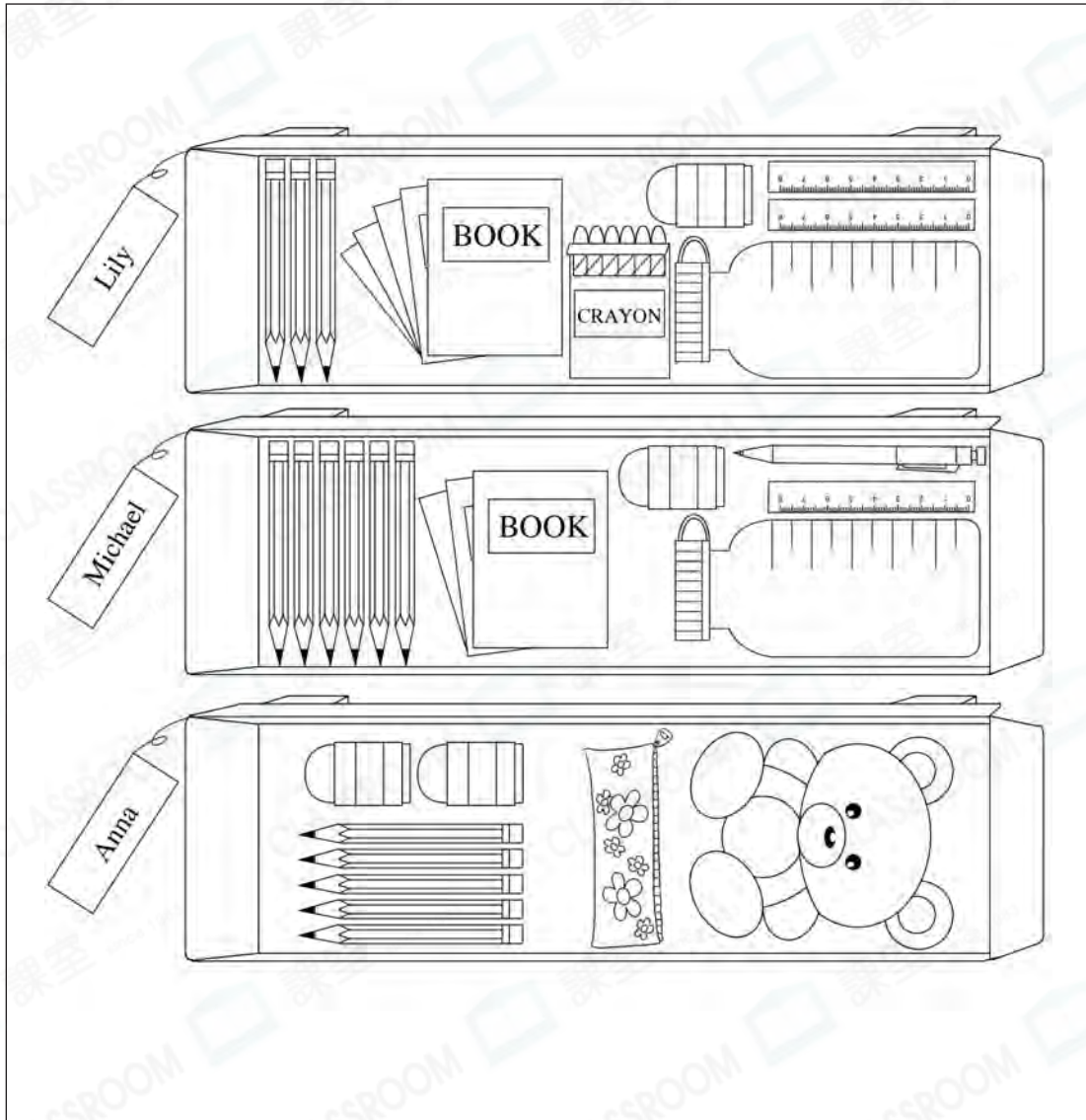
Class No.
班號

此格只許填寫一個大楷英文字母
Write one capital letter in this box.

Part 1

Lily, Anna and Michael show their school bags to one another.

Look at the picture.



Choose the best answer.

1. Who has two erasers?

A. Lily

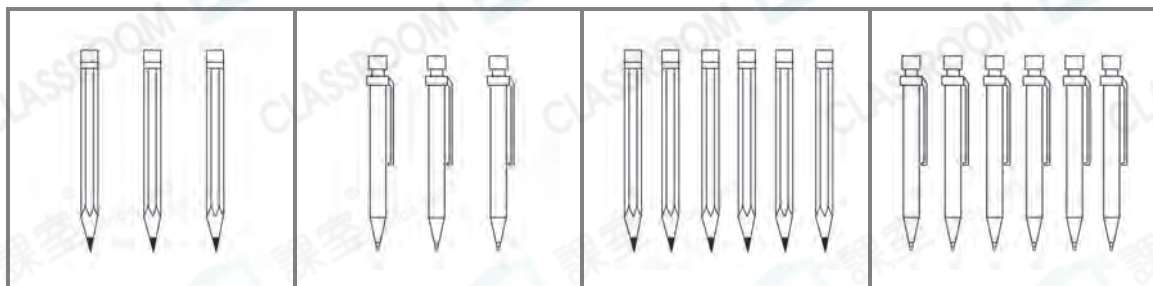
B. Michael

C. Anna

D. Lily and Michael

Please do not write in the margin.
請勿在此書寫。

2. What does Lily have in her bag?



A.

B.

C.

D.



小提示：題目的關鍵字是‘Lily’。找出Lily的書包，看一看裏面有什麼。

3. Michael does **NOT** have any _____.

A. books

B. rulers

C. water bottles

D. crayons



小提示：關鍵字是‘Michael’和‘NOT have’(沒有)，看看Michael的書包裏沒有什麼。

4. There is a toy in Anna’s bag. What is it?

A. a toy train

B. a teddy bear

C. a doll

D. a ball



小提示：圖畫中只有一件玩具。

5. Where are the children?



A. at home

B. in a classroom

C. on the street

D. in the toilet



小提示：留意小朋友書包內的物件，再推斷他們在哪裏。

Please do not write in the margin.
請勿在此書寫。

Part 2

Michael makes a poster.

Read the poster.

Wash Your Hands!

❶ Wet your hands with water.



❷ Add soap.



❸ Rub your hands for 20 seconds.



❹ Wash away the bubbles.



❺ Dry your hands.



Please do not write in the margin.
請勿在此書寫。

Choose the best answer.

1. The poster tells us to _____.



- A. stay at home
- B. listen to the teacher
- C. keep clean
- D. save water



小提示：海報的標題告訴我們海報的大概內容是什麼。

2. How many steps do we need to do?

- A. 2
- B. 3
- C. 4
- D. 5



小提示：‘How many’是用來問數量。數數海報要我們做多少個步驟。

3. We need to put soap on our hands at _____.

- A. Step 1
- B. Step 2
- C. Step 3
- D. Step 4

4. Step 5 tells us to dry our hands with _____.

- A. water
- B. a soap
- C. a towel
- D. bubbles




小提示：關鍵字是‘Step 5’（第5步）和‘dry our hands’（擦乾雙手）。從海報上的圖畫，我們可知道用什麼來抹手。我們也可從常理得知選項中只有一件東西可用來擦乾雙手。

Please do not write in the margin.
請勿在此書寫。

Part 3

It is recess time. What are the students doing?

Look at the picture.



Choose the best answer.

1. What is Eric doing?

- A. sitting on a chair
- B. writing on the blackboard
- C. opening a window
- D. cleaning the blackboard



小提示：題目的關鍵字是‘Eric’。在圖畫中找出Eric正在做什麼。

Please do not write in the margin.
請勿在此書寫。

2. Who feels hot?



A.

B.

C.

D.



小提示：我們感到熱時會流汗。留意圖畫中誰在流汗。

3. Who is opening the window?

A. Tim

B. Tina

C. Amy

D. Eric

4. Who is doing something wrong?



A.

B.



C.

D.



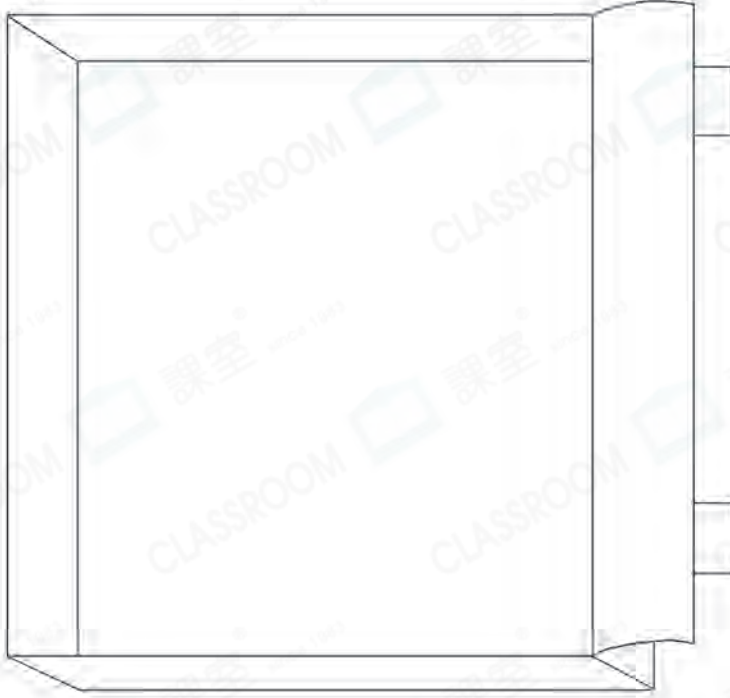
小提示：關鍵字是‘wrong’(錯的)。在圖畫中找出誰做錯事。

Please do not write in the margin.
請勿在此書寫。

Part 4

What do you have in your school bag?

Draw the things in your school bag.



Now write about the things.



小提示：緊記要為物件加上數量，
例如：a pen, **three** pencils 等。

In my school bag, I have:

- _____
- _____
- _____
- _____
- _____
- _____

END OF PAPER

Please do not write in the margin.
請勿在此書寫。