

Primary 2
English Language

Reading and Writing

5

Instructions:

學生須知：

1. There are 8 pages in this Question-Answer Booklet. Answer all questions.
本卷共有 8 頁，全部題目均須作答。
2. Time allowed is 30 minutes.
評估時限為 30 分鐘。
3. Write your Name, Class and Class Number in the boxes below.
在下面的方格內填寫你的姓名、班別及班號。

Instructions for answering questions:

作答說明：

Multiple Choice Questions — Blacken the circle next to the correct answer with an **HB pencil**. For example:

選擇題 — 選出正確的答案，並用 **HB** 鉛筆把該選項的圓圈塗黑和塗滿，如：

- A. or ● A. ○ B.
○ B. or ○ C. ○ D.
○ C. or ○ C. ○ D.
○ D.

Other Questions — Write your answers in the spaces provided.

其他題目 — 在適當的位置內填寫答案

Part	Marks
1	/7
2	/7
3	/5
4 (Writing)	/6

Total: / 25
Score for achieving BC: 14

Name
學生姓名

Class
班別 2

Class No.
班號

Part 1

Angel is writing some notes about people who help her.

Read the notes.



 Dad teaches me Maths. Mum takes good care of me and my brothers. She cooks us healthy food and irons our clothes. They are great parents!

 My teachers help me at school. Miss Lee teaches us new English words and I learn music from Mr Chan. They are very nice!

 Ken and Lisa are my best friends. They help me with my homework and listen to me when I feel sad. We play together every weekend. They are cheerful and lovely!

5

Choose the best answer by blackening the circle.

1. How does Angel's mother help Angel?



A.

B.

C.

D.

2. What does Angel think about her parents?



A. bad

B. polite

C. very good

D. unhelpful

3. Read line 6. Who does the word 'They' refer to?

A. Angel's brothers

B. Angel's parents

C. Angel's teachers

D. Angel's schoolmates


Please do not write in the margin.
請勿在此書寫。

4. What do Miss Lee and Mr Chan do in lessons?



- A. 1 and 2 B. 1 and 3
 C. 2 and 3 D. 3 and 4

5. How do Ken and Lisa help Angel?



- A. 1 and 2 B. 1 and 3
 C. 2 and 3 D. 3 and 4

6. Read line 9. Who does the word 'They' refer to?

- A. Angel's parents
 B. Lisa and Ken
 C. Angel's brothers
 D. Miss Lee and Mr Chan

7. Angel plays with Lisa and Ken every _____.




- A. Monday
 B. Tuesday
 C. Thursday
 D. Saturday

Please do not write in the margin.
請勿在此書寫。

Part 2

Angel is reading a comic strip.

Read the comic strip.



Please do not write in the margin.
請勿在此書寫。

Choose the best answer by blackening the circle.

1. What is Billy doing in Picture 1?

He is _____.

- A. looking at the bears
- B. feeding the bears
- C. talking with the bears
- D. playing with the bears

2. In Picture 2, Billy says, 'They are sweet and juicy!'

The word 'They' refers to _____.

- A. the bears
- B. Billy and Sam
- C. the apples
- D. the grapes

3. How many kinds of fruit do the bears eat?

- A. 1
- B. 2
- C. 3
- D. 4

4. What does the sign in Picture 3 say?

People cannot _____.

- A. give toys to the bears
- B. make a noise
- C. give food to the bears
- D. play with the bears

5. In Picture 5, why does Billy say 'Oh...'? 

- A. He thinks Sam is funny.
- B. He thinks bears like toy bananas.
- C. He is sad that the bears do not eat the toys.
- D. He does not know the bananas are toys.

Please do not write in the margin.
請勿在此書寫。

6. Who is the man in Picture 6?



- A. a zookeeper B. a teacher
 C. a fireman D. a policeman

7. What is the best title for this comic strip?

- A. Angry Bears
 B. I Like Bears
 C. Hungry Bears
 D. Naughty Boys

Part 3

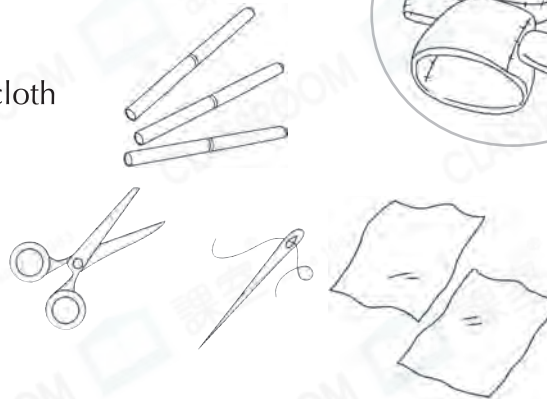
Angel is reading a book 'Have Fun at Weekends' and is making a hand puppet.

Read the book.

How to Make a Hand Puppet Robot

Things you need:

1. two pieces of white cloth
2. coloured pens
3. a pair of scissors
4. a needle
5. some thread



Things to do:

1. Design your own robot (back and front) on the cloth.
2. Draw the robot slightly larger than your hand.
3. Colour the robot and draw the face.
4. Cut out the robot with the scissors.
5. Ask an adult to help stitch the two pieces of cloth together.
6. Remember to leave a hole for putting your hand in.


Please do not write in the margin.
請勿在此書寫。

Choose the best answer by blackening the circle.

1. How many things does Angel use to make the hand puppet?

- A. three B. four C. five D. six

2. Which picture does Angel draw?

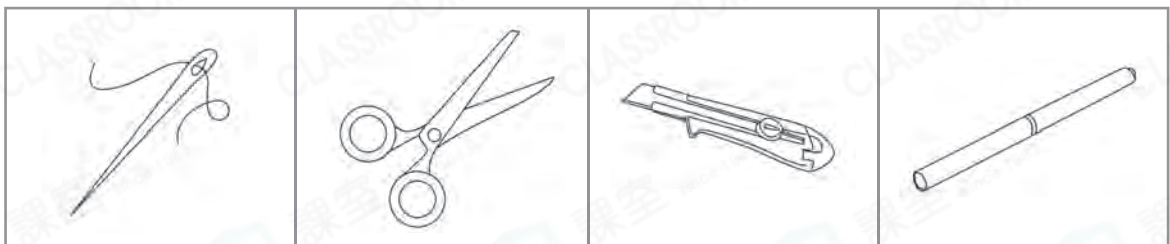


- A. B. C. D.

3. Angel draws the picture on _____.

- A. her hand
 B. the book cover of *Have Fun at Weekends*
 C. two pieces of cloth
 D. some thread

4. What does Angel use to cut out the picture?



- A. B. C. D.

5. After cutting the picture out, Angel should _____.



- A. stitch the two pieces of cloth together
 B. colour the picture
 C. draw a new picture
 D. ask her mother to help stitch the two pieces of cloth together

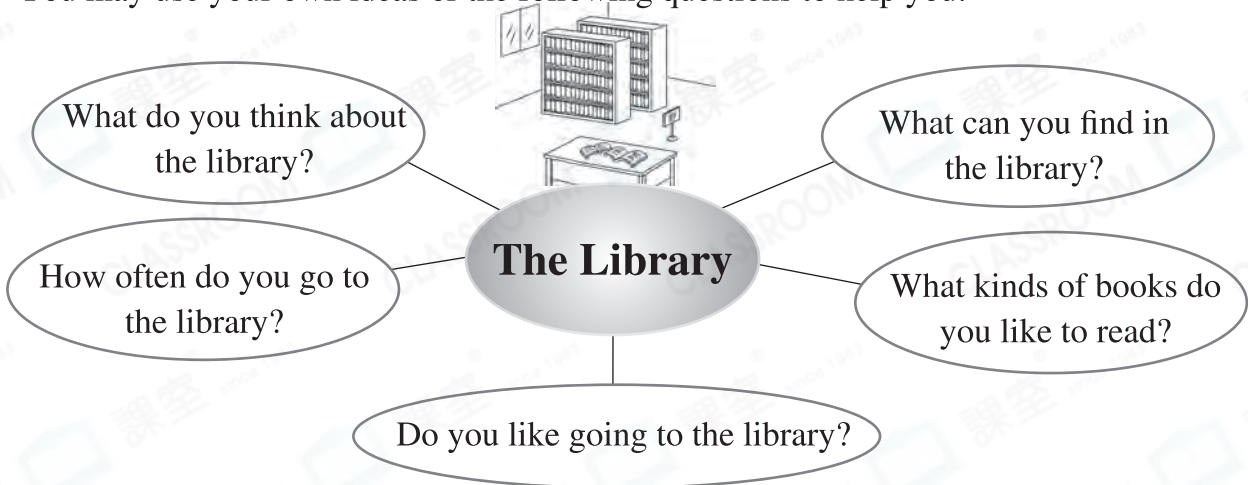
Please do not write in the margin.
請勿在此書寫。

Part 4

You are Angel. You are writing an e-mail to your grandpa about the library.

Write the e-mail in about 25 words.

You may use your own ideas or the following questions to help you:



To:	Grandpa <peterlam@longmail.com>	
From:	Angel <angellam@longmail.com>	
Subject:	In the library	SEND

Hi _____,

How are you? I'm in the library now.

END OF PAPER

Please do not write in the margin.
請勿在此書寫。