



# 31 Article

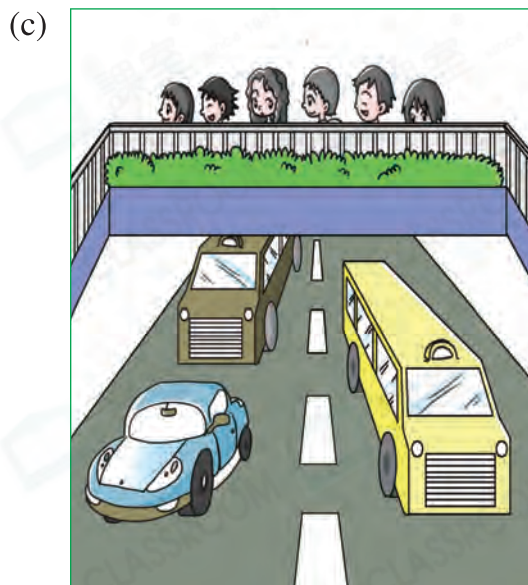
You are looking at a few pictures about road safety. Based on the pictures below, write an article to remind students of what they need to do. You may read the samples on the right before writing your own. Write at least 80 words.



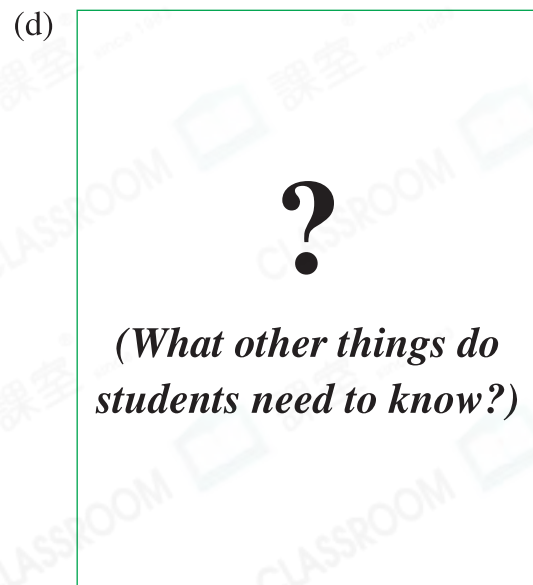
*green man signal / pedestrian light*



*alert / surroundings*




*footbridge / safe*



- Listening
- Reading
- Writing



These are sample articles on a similar theme. Read through them and try to learn some words and sentence patterns. Then write your own article in at least 80 words.



### Home Safety

Children often get hurt at home. We should be more careful and pay attention to the home safety rules.

First, don't go into the kitchen when someone is cooking inside. The kitchen can be dangerous. Second, do not lean out of windows as we may fall out. Third, do not play with knives because we may cut ourselves. Also, do not play with electrical sockets. Finally, do not play with fire as we may burn ourselves. Follow these safety rules and our home will be a safe place to live in!



### Home Safety

It is common for children to get hurt at home. Therefore, we should be more careful and pay attention to the following home safety rules.

First, don't go into the kitchen when someone is cooking inside as it can be dangerous. Second, do not lean out of windows to look at the views as we may fall out. Third, do not play with knives. We may cut ourselves easily as knives are very sharp. Also, do not play with electrical sockets because we may get seriously injured. Finally, do not play with matches as we may burn ourselves carelessly. Follow these safety rules at all times and our home will be a safe place to live in!



Elaboration on why children need to follow each home safety rule is given.



More serious consequences of risky behaviour are provided to make the rules sound more convincing.