

HONG KONG ATTAINMENT TEST

Pre-Secondary 1

English

Mock Paper 2

Instructions:

- ◇ There are eight pages (including this cover page) in this question booklet.
- ◇ The test has Sections A to C.
- ◇ On the cover of the answer booklet, write your Name, Class and Class Number.
- ◇ Write all your answers in the answer booklet.
- ◇ For multiple choice questions, choose only ONE answer for each question. Write your answers (**A, B, C or D**) in the boxes in the answer booklet. Two or more answers will score **NO MARKS**.

Time Allowed for the Test:

Section A (Listening) : 15 minutes

Sections B–C (Reading and Writing) : 35 minutes



Section A Listening

(32 marks)

There are three parts in this section. In Part 1, you will hear an announcement. In Part 2 and Part 3, you will hear a conversation. **Write all your answers in the answer booklet.** For each part, you will have 30 seconds to study the questions in the answer booklet. The recordings will be played ONCE only.

Section B Reading

(38 marks)

Part 1

(12 marks)

Emma is reading an article about some easy-to-make snacks. Read it carefully.

Choose the best answers for Questions 17–21 and complete Question 22.

Quick-and-Easy Snack Ideas

Handy ingredients, simple steps. In the blink of an eye, you'll fill your stomach. It's as easy as one-two-three!

Ants on a Log

Fancy doing yummy mix-and-match? This creative snack is super easy to make. Spread some peanut butter on celery stalks cut lengthwise. Add raisins as the ants. Anyone can do it. Now, let's get adventurous! For the choice of the 'log', why not try carrots or cucumbers? How about using cream cheese or mashed avocado for the filling? 'Ants' can also come in the form of seeds or nuts! Isn't it fun?

Peanut Butter Balls

Who can resist this classic treat? Start with mixing peanut butter, icing sugar and crackers together. Shape them into bite-sized balls and chill them in the fridge for 30 minutes. While they're chilling, melt chocolate chips and butter in a microwave. Once the balls are ready, dip them into the melted chocolate and then freeze **them** for 10 minutes. To make them crunchier, add crushed nuts for toppings.

Peanut Butter Cups

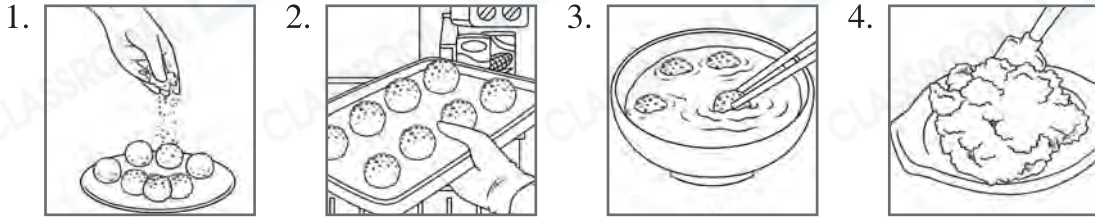
Come satisfy your taste buds with these cute cups! Get mini muffin liners ready. Melt some chocolate chips in a bowl in the microwave for 2 minutes, stirring every minute until smooth. Then, fill each muffin cup halfway with the melted chocolate. Chill for 10–20 minutes until firm. Meanwhile, mix together peanut butter, icing sugar and salt till 3/4 full. Once the cups are firm, spoon the peanut butter mixture over each cup. You can use a flat spatula to make the top look nicer.

Peanut Butter Yoghurt Bowl

Yummy and healthy! You can enjoy this yoghurt bowl breakfast, even in a hurry. All you need is yoghurt, honey and smooth peanut butter. Mix them in a bowl and add your favourite toppings, like bananas and cornflakes. Quick as a flash! Here is a 'sweet' tip—the amount of honey depends on the level of sweetness of your peanut butter. What's more, a few drops of vanilla extract will add magic to your bowl!

Part 1

17. What is **TRUE** about Ants on a Log?
- A. The celery stalks are cut into small dice.
 - B. There are lots of other choices for the ingredients.
 - C. There are more than three steps to prepare this snack.
 - D. The peanut butter can't be replaced by another filling.
18. According to the article, how should the peanut butter balls be prepared?



- A. 4→2→3→1 B. 4→2→1→3 C. 2→3→1→4 D. 2→4→3→1
19. In 'Peanut Butter Balls', what does '**them**' refer to?
- A. the crushed nuts
 - B. the balls coated in melted chocolate
 - C. the chocolate chips and butter
 - D. the balls without the chocolate coating
20. Which is **NOT** necessary for making the peanut butter cups?
- A. a spoon
 - B. mini muffin liners
 - C. a flat spatula
 - D. a microwave-safe bowl
21. What should we consider when adding honey to the yogurt bowl?
- A. the type of yoghurt
 - B. the types of toppings
 - C. exact vanilla extract drops
 - D. the peanut butter's original sweetness
22. Match the following children with the correct snack ideas. Read the information on P.2 and write A, B, C or D in the boxes in the answer booklet.
- (i) Emma wants to have a quick breakfast.
 - (ii) Owen wants to make snacks with vegetables.
 - (iii) Bella wants to make some classic sweet and crunchy snacks.
 - (iv) Daisy wants to make good use of the newly bought mini muffin liners.
- A. Ants on a Log
 - B. Peanut Butter Balls
 - C. Peanut Butter Cups
 - D. Peanut Butter Yoghurt Bowl

Part 2

(12 marks)

Emma is reading an article about the importance of being honest. Read it carefully. Choose the best answers for Questions 23–27 and complete Question 28.

The Importance of Honesty

How does it feel when someone lies to you? Hurts, doesn't it? Hard to separate their facts from their **falsehoods**, isn't it? Have you ever felt compelled to lie? How did it make you feel? Wasn't it hard to keep up the deception? Let's unburden ourselves and learn why honesty is the best policy!

(i)

It is honesty that makes people rely on each other. We ought not to cheat or do something dishonestly to get what we want. For this reason, we are more willing to listen and talk to people who are honest and thus establish stronger relationships. Without the fear of being exploited, we work towards common goals and build a better reputation for ourselves.

(ii)

Honesty is a guide for us to make a wise choice. With the idea of honesty planted in our minds, we ought to think more about the effects of being dishonest towards others and try not to be selfish. When we act selfishly, we care only about ourselves. That means, we may take away others' rights, and that is unfair. Honesty shows us the righteous way in this kind of struggle.

(iii)

Honesty is crucial because it forces us to confront ourselves. It is not only **a clear glass window** into someone's character, but also a way to understand who we are. When we undertake self-reflection, we do not keep secrets from ourselves, but focus on identifying our emotions, strengths, and weaknesses. We know what we can and can't do.

(iv)

Being honest lightens our emotional burden. As the saying goes, 'It's okay not to be okay.' We do not need to hide our feelings when we are not fine. Putting one lie upon another is just like a spiderweb—sticky and complicated. We will get trapped without realising it. When the feelings of anger, sadness or anxiety come visit us, it's a sign that we are not following our heart.

Part 2

23. In paragraph 1, what does '**falsehoods**' refer to?
- A. true events
 - B. lies
 - C. emotional hurt
 - D. misunderstandings
24. According to paragraph 2, why should we be honest?
- A. It will promote the fear of cheating.
 - B. It can remind us to talk to others more.
 - C. It can build a better relationship based on trust.
 - D. It will protect us from close relationships.
25. According to paragraph 3, which of the following is **TRUE** about being honest?
- A. Being honest makes us act selfishly.
 - B. Being honest makes us believe unfair things.
 - C. Being honest makes us take away others' rights.
 - D. Being honest makes us consider more deeply the impact of our decisions.
26. In paragraph 4, what does '**a clear glass window**' mean?
- A. an insight into someone's personality
 - B. being dishonest with ourselves
 - C. keeping secrets from ourselves
 - D. doing what we can do by ourselves
27. In paragraph 5, anger, sadness and anxiety are the signs that _____.
- A. we are in perfect alignment with our desires
 - B. we need to hide our feelings
 - C. we are not true to ourselves
 - D. we have lightened our emotional burden
28. Match the following headings with paragraphs (i) to (iv) on P.4. Write A, B, C or D in the boxes in the answer booklet.
- Headings
- A. Honesty sets our emotional baggage aside
 - B. Honesty leads to better decision-making
 - C. Honesty increases our self-awareness
 - D. Honesty builds mutual trust

Part 3

(14 marks)

Emma has written a blog entry about a puppet show. Read it carefully. Choose the best answers for Questions 29–34 and complete Question 35.

An Unforgettable Puppet Show

Posted by Emma on 8 March at 23:00

It was a usual Friday evening, but I was watching a new Japanese TV drama with an unusual beginning—the episode was introduced by a puppet! Since then, I have joined different workshops to learn about puppetry. Today the puppet show at school was extraordinary.

The puppet show was scheduled for 1:30 pm. Fifteen minutes before the show, Primary 5 and 6 students gathered in the school hall and sat on the floor in semi-circles, facing the puppet stage. The show started precisely after the lunch break. Unlike other school shows, it began with a speech by a mother whose son had been diagnosed with cancer. ‘Once, **I tried to put on a brave face** for my children, but before long, I couldn’t carry on the lie anymore. I was exhausted. With the healing power of the puppets, however, we are now all different,’ the lady said, pointing at the backdrop. It was her son with his puppet!

The show was about a football match. I was stunned by their dazzling performance. Most of the ‘footballers’ used the traditional style of puppets, called marionettes, which are harder to control. Yet this did not pose a big challenge to them. The puppets just moved like human footballers. Their arms went up and down, and their legs ran back and forth like the wind! My jaw dropped open when they were creating various voices for the puppets, bringing the character of each ‘footballer’ to life. Awesome! It was **a fascinating display of artistic talents**.

In the middle of the show, the football coach who was played by the boy introduced earlier recruited ‘new members’ for the team. In other words, the audience was invited to join the puppet show! My best friend sitting in the first row encouraged me to go as I had been practising puppetry for almost a year. So, I plucked up the courage to give it a try. My ‘coach’ passed me a rod puppet which is good for a beginner. He taught me a few tips on controlling **it** and we started acting right away—I was trained to be a ‘football star,’ executing graceful passing and shooting actions to score a goal for my team! All thanks to my ‘coach’.


Because of the enthusiastic participation of the audience, the one-hour show eventually ended half an hour late. It was simply unforgettable. My ‘coach’ said, ‘Hope for the days that things will become better. Accept yourself.’ He was shining at that moment.

Section C Writing


(30 marks)

36. You are Emma. You went to a petting zoo with your family last week. Based on the pictures below, write a blog entry about what happened. Write at least 80 words.


- You may use the words under the pictures to help you.



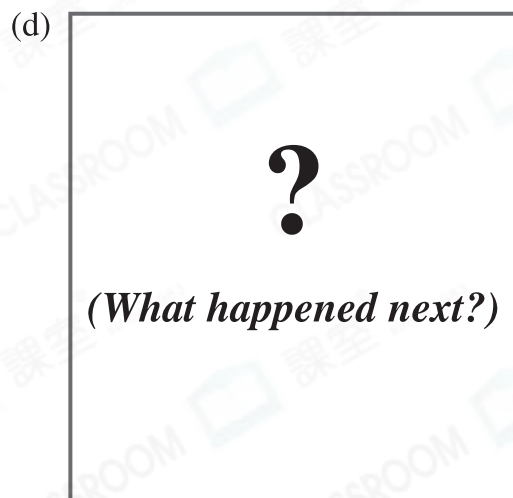
visit / decide / feed



throw / bank / ashore



surround / quack / panic



(What happened next?)