

HONG KONG ATTAINMENT TEST

Pre-Secondary 1

English

Mock Paper 3

Instructions:

- ◇ There are eight pages (including this cover page) in this question booklet.
- ◇ The test has Sections A to C.
- ◇ On the cover of the answer booklet, write your Name, Class and Class Number.
- ◇ Write all your answers in the answer booklet.
- ◇ For multiple choice questions, choose only ONE answer for each question. Write your answers (**A, B, C or D**) in the boxes in the answer booklet. Two or more answers will score **NO MARKS**.

Time Allowed for the Test:

Section A (Listening) : 15 minutes

Sections B–C (Reading and Writing) : 35 minutes



Section A Listening

(38 marks)

There are three parts in this section. In Part 1, you will hear a speech. In Part 2 and Part 3, you will hear a conversation. **Write all your answers in the answer booklet.** For each part, you will have 30 seconds to study the questions in the answer booklet. The recordings will be played ONCE only.

Section B Reading

(38 marks)

Part 1

(12 marks)

Shirley is reading an article about ways to study better. Read it carefully. Choose the best answers for Questions 17–21 and complete Question 22.

Top 4 Tips to Study Better

Looking to enhance your study routine? We've got you covered! Here are four effective strategies to boost your learning and achieve academic success.

Distractions Away!

Whether it is the television, your pet seeking attention, or your friends calling to ask where to go for lunch, these distractions keep you away from studying. One effective way to ensure better focus is to isolate yourself in a room and make sure not to let anything distract you. To study well, you will need to have the space to concentrate.

Break it Down!

For some people, studying is hard because there is so much to learn and they cannot take **it**. One helpful way is to break your study time into small sessions and set specific goals for each one. Perhaps you can take the first half an hour to read one chapter of a book or finish just one exercise. This way, what may seem big and tough suddenly becomes more manageable.


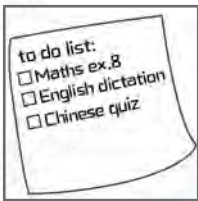


Study in Order!

To be well-prepared for studying, it's important to stay organised. Keep all your study materials, such as textbooks, notebooks, and stationery, in one place on your desk. Create a study schedule or to-do list to help you stay on track with what you need to study in order. Then, start with the first item on your list. Once you finish one task, go and relax, have a snack, then come back to work on the next thing. By taking it step by step, you will be able to finish everything in no time!

Teach Your Stuffed Animals!

Teaching someone else is a fantastic way to remember what you've learned. Grab your favourite plushies and pretend to be their teacher. Explain the concepts you're studying to your furry companions like they were students. By teaching the material out loud to your plush pals, you'll solidify your understanding and remember it better. Plus, it's a lot more fun than just reading from a textbook when you are doing it with your fluffy buddies!

Part 1

17. Which of the following is **NOT** a distraction according to the article?
- A. your pet
B. your lunch
C. your friends
D. your television
18. In 'Break it Down!', what does '**it**' refer to?
- A. the number of people
B. the ways to study
C. the amount of things to learn
D. not having breaks
19. According to the passage, why is it a good thing to break down studying?
- A. You spend less time studying.
B. It makes tasks easier to manage.
C. More goals can be set and achieved.
D. You can read a whole chapter in just half an hour.
20. Arrange the following pictures in the right order to show how to study in order.
1.  2.  3.  4. 
- A. 2→4→1→3
B. 3→1→4→2
C. 4→2→3→1
D. 2→3→1→4
21. What is **TRUE** about teaching concepts to stuffed animals to improve learning?
- A. Only smart students can benefit from this method.
B. It is a scientifically proven study technique.
C. Stuffed animals have magical learning powers.
D. Explaining concepts out loud solidifies understanding.
22. Match the following children with the appropriate methods they need to study better. Read the information on P.2 and write A, B, C or D in the boxes in the answer booklet.
- (i) Big and long tasks look scary to Katie.
(ii) Sally needs creative ways to make him remember things better.
(iii) Ella is easily attracted to phone calls.
(iv) Bill is a very messy person.
- A. Distractions Away!
B. Break it Down!
C. Study in Order!
D. Teach Your Stuffed Animals!

Part 2

(12 marks)

Shirley is reading an article about the importance of being fair to others. Read it carefully. Choose the best answers for Questions 23–27 and complete Question 28.

Active Listening: Our Hidden Power

Every day, we encounter a diverse range of individuals, from parents, teachers, and friends to coworkers, mentors, and even strangers, but what does it truly mean to listen to someone? It goes beyond simply hearing their words. We should instead learn to actively listen to **them**. After all, actions speak louder than words!

(i)

Active listening is a great way to truly understand what someone is saying. In order to actively listen, you have to respond when you hear what they are saying, so you can focus more on their words and body language. You can grasp their thoughts and feelings more accurately. This enables you to learn more about what other people are going through.

(ii)

When you give your full attention and respond to someone after they have spoken, they feel that you really have listened carefully and that their words are valued and appreciated. This creates an atmosphere of positive qualities, such as trust and honesty. These qualities are so important because they encourage the other person to express themselves more freely and open up to you even more.

(iii)

As a team, everyone needs to come together to solve problems effectively. When you listen actively, you can collect and **get a grasp of** the different opinions and ideas in your group. This allows you to make careful decisions and come up with ways to satisfy everyone's ideas and needs. This is even more important when some of your team members are arguing. If you actively listen to each person, you can help ease conflicts and provide a way out.

(iv)

Active listening benefits not only others, but also you. By paying close attention to what others say, you gain new knowledge, ideas, opinions, and angles to look at things. It helps expand your understanding of the world. Cultivating this habit of active listening may be challenging in a busy city, but it will bring you numerous benefits. It will help you continuously learn and break through the limitations of your own thoughts.

Part 2

23. In paragraph 1, who does '**them**' refer to?
- A. friends who want us to listen to them
 - B. people who speak loudly
 - C. strangers who spare time to listen to us
 - D. people who we see and interact with
24. According to paragraph 2, what is the reason for active listening?
- A. You can respond to someone.
 - B. You can focus your attention on the other person.
 - C. You can understand what others are going through.
 - D. You can use more body language.
25. In paragraph 3, trust and honesty are examples of _____.
- A. active listening
 - B. positive qualities
 - C. an atmosphere
 - D. being valued and appreciated
26. In paragraph 4, what does '**get a grasp of**' mean?
- A. to let go of something
 - B. to hold onto something tightly
 - C. to understand something
 - D. to lose control of something
27. According to paragraph 5, which of the following is **NOT** true?
- A. Active listening is also beneficial to ourselves.
 - B. Active listening can become a habit.
 - C. Active listening limits how much we can understand.
 - D. Active listening enhances your knowledge.
28. Match the following headings with paragraphs (i) to (iv) on P.4. Write A, B, C or D in the boxes in the answer booklet.

Headings

- A. Solving Problems
- B. Showing Respect
- C. Understanding Others
- D. Learning and Growing

Part 3

(14 marks)

Shirley has written a blog entry about a musical performance she watched. Read it carefully. Choose the best answers for Questions 29–34 and complete Question 35.

My First Orchestra Experience!

I love musical instruments. Orchestras are just amazing. The way different kinds of instruments can work together to play the piece in one voice is truly remarkable. It has been my dream to watch a live orchestra performance.

Guess what? Last weekend, my parents surprised me with tickets to the Hong Kong Youth Symphony Orchestra. I was **over the moon**. At 2 pm, we stepped into the fancy concert hall. The atmosphere there was exceptionally pleasant. Many people were queueing up to watch the performance. You could feel that everyone was getting excited for **it**.





At a quarter past two, the lights dimmed and the conductor came out. When she took out her little stick (my dad said it's called a baton), we all knew that the show was about to start. She swayed the stick on her hand to instruct the orchestra in front of her and music started to play. The group played three pieces of music, and they were all lovely.

Following a captivating 40-minute performance, the conductor said that it was audience participation time and asked for volunteers. Of course I put my hand up. However, I saw many other arms up around me, so I did not have high hopes of being chosen at all. To my surprise, the conductor pointed at me and said, 'You there, the girl in the red dress!' Everyone's eyes were on me and minutes later I was on the stage!

The conductor handed her baton to me and asked me to direct the orchestra. I held the baton and started moving my arms. The orchestra followed along with me. The swinging beat led to thunderous claps behind me, all to the beat. I rewatched my own performance again and again (thanks mum and dad for capturing it on their phones!) and I will forever remember this wonderful moment.

Though I was full of excitement after the show, I also feel a bit of pressure, because now I realise that I really want to pursue a career in music as I mature! I know it will not be easy as well. Most of all though, I feel this sense of hope that if I work hard, this future is not far from me and I will really enjoy it!

Part 3

29. In paragraph 2, Shirley was 'over the moon' because she _____.
- A. received a surprise gift B. met her favorite musician
C. had the chance to perform D. attended a fancy concert hall
30. In paragraph 2, 'it' refers to _____.
- A. the concert hall B. the stage
C. the performance D. the conductor
31. In paragraph 3, the baton is used to _____.
- A. make the audience know the show is beginning
B. make the lights go dim
C. make the show look better
D. make the orchestra play music
32. When might Shirley come on stage?
- A. 2:00 pm B. 2:15 pm
C. 2:55 pm D. 3:05 pm
33. Based on the ideas in the article, put the following pictures in the correct order.
1.  2.  3.  4. 
- A. 3→2→1→4 B. 3→2→4→1 C. 3→4→2→1 D. 3→1→4→2
34. How did Shirley feel the most after the performance?
- A. excited B. disappointed
C. pressured D. hopeful
35. Shirley wrote a text message to her friend right after the performance. Read the article on P.6 and help Shirley complete the sentences. Use only **ONE** word for each blank. Make sure your answers are grammatically correct.


Hey Steve, tonight my dream came true: I was up on the _____ (i) _____ as a conductor for the Hong Kong Youth Orchestra! I am more and more convinced that music should be my future _____ (ii) _____!

Section C Writing


(30 marks)

36. You are Shirley. You went on a camping trip with your family last Sunday. Based on the pictures below, write a blog entry about what happened. Write at least 80 words.


- You may use the words under the pictures to help you.



rural / scenery / settle



tent / set up / unaware



lost / cave / frightened

