

# HONG KONG ATTAINMENT TEST

## Pre-Secondary 1

# English

## Mock Paper 2

### Instructions:

- ◇ There are eight pages (including this cover page) in this question booklet.
- ◇ The test has Sections A to C.
- ◇ On the cover of the answer booklet, write your Name, Class and Class Number.
- ◇ Write all your answers in the answer booklet.
- ◇ For multiple choice questions, choose only ONE answer for each question. Write your answers (**A, B, C or D**) in the boxes in the answer booklet. Two or more answers will score **NO MARKS**.

### Time Allowed for the Test:

Section A (Listening) : 15 minutes

Sections B–C (Reading and Writing) : 35 minutes



## Section A Listening

(32 marks)

There are three parts in this section. In Part 1, you will hear an announcement. In Part 2 and Part 3, you will hear a conversation. **Write all your answers in the answer booklet.** For each part, you will have 30 seconds to study the questions in the answer booklet. The recordings will be played ONCE only.

## Section B Reading

(38 marks)

### Part 1

(12 marks)

Daisy is reading an article about some marvellous DIY ideas. Read it carefully. Choose the best answers for Questions 17–21 and complete Question 22.

### Simple DIY Creations

Let's discover how everyday materials found at home can be transformed into practical DIY tools!

#### Smartphone Stand

Are you tired of always having to hold your phone? The cable-tie phone stand will give you a hand. All you need are two cable ties. Simply tie one tightly on each side of your phone, and it will prop itself up. Just make sure the cable-tie heads face down and stay near the edge of your device. What's more, don't overlook the size of the cable ties. Standard-sized **ones** may not suit devices of all sizes.

#### Pet Slow Feeder

Can't you stop your cuddly pooch from eating too fast? Why not make a slow feeder? It's easy as pie. First, get a paper towel tube. Then, seal one end of the tube with a piece of round cardboard. Next, puncture holes in the tube with a pencil. Finally, fill the tube with your furry friend's favourite food and seal the other end. Then, your playful pet can roll it around joyfully and enjoy the treats falling out of the holes.

#### DIY Photo Frame

Would you like to create a photo gallery wall to preserve your memories? Just do it with me! First, place your photo on top of a piece of cardboard and outline it with a pencil. Second, mark another line slightly beyond the first one. Third, use a craft knife to cut along the inner line. Remove the inner part of the line and there you can see the photo. For decoration, you can also wrap the frame with colourful yarn or paint some glitter on with glue.

#### Recycled Bracelet

Are you looking for a way to handle unwanted clothes creatively? Let's make an eco-friendly bracelet! Start by cutting old T-shirts into strips and braiding them together. Next, apply hot glue to one end of the braid and press it firmly onto a metal bangle. Lastly, wrap the braided fabric tightly around the bangle. Finally, apply hot glue to the loose end of the braid. What a nice wearable accessory! Mix and match fabric strips of different colours and patterns to make your bracelet more stunning and unique!!

## Part 1

17. In 'Smartphone Stand', what does 'ones' refer to?

- A. smartphones
- B. cable ties
- C. hands
- D. cable-tie heads

18. According to 'Pet Slow Feeder', how to make a slow feeder?



- A. 2→1→3→4      B. 2→3→4→1      C. 2→4→3→1      D. 2→1→4→3

19. What is **TRUE** about the pet slow feeder?

- A. It is not only a feeder, but also a toy.
- B. A hole punch is necessary in one of the steps.
- C. It will take a lot of efforts to make the feeder.
- D. The materials used for the feeder are hard to find.

20. Which is **NOT** necessary for making the photo frame?

- A. a pencil
- B. cardboard
- C. a craft knife
- D. yarn

21. What do we need to make a bracelet stylish?

- A. hot glue
- B. old T-shirts
- C. metal bangle
- D. fabric strips of different patterns

22. Match the following people with the correct DIY tools they need. Read the information on P.2 and write A, B, C or D in the boxes in the answer booklet.

- (i) Mr Chan wants to keep his dog fit.
  - (ii) Daisy wants to repurpose old clothes into stylish accessories.
  - (iii) Daisy's mum wants to decorate the walls with family pictures.
  - (iv) Ms Yip wants to read references online while checking students' projects.
- A. Smartphone Stand      B. Pet Slow Feeder  
C. DIY Photo Frame      D. Recycled Bracelet

Daisy is reading an article about the importance of being fair to others. Read it carefully. Choose the best answers for Questions 23–27 and complete Question 28.

### **The Importance of Fairness**

Imagine two students playing beanbag toss. Student A is physically fit, while Student B suffers from disability which limits his hand movement. They both get themselves ready at the same starting line. Who would throw the beanbag further? Do you think **it** is fair?

(i)

Being fair does not always mean everyone getting the same share. Rather, it is about competing on a fair ground by providing individuals with what they need when necessary. For example, think about a child who has artistic talents but has difficulty moving his right hand due to an illness. By providing tools or assistance, like a special grip for holding a paintbrush, this child can still create masterpieces. In other words, this ensures that everyone can develop their talents and have a chance to succeed.

(ii)

Have you ever **put yourself in someone's shoes**? Everyone wants to be treated fairly. To put it another way, you no longer shed light on yourself only but start to think of others so that you will not be mistreated. Following this logic, character traits, such as empathy, honesty and caring will take root in your heart and shape who you are.

(iii)

In a community where everyone is fair and trustworthy, people feel safe and happy. This positive environment helps students learn better, allows employees to thrive at work, and reduces conflicts. It is a kind and caring place for everyone.

(iv)

Fairness is also about 'inclusion'. It means respecting each individual and encourages diversity. Everyone can enjoy the same activities and use the same facilities, regardless of their background and other limitations like physical disability. Everyone's opinions and abilities are treasured.

Now let's turn back to the beanbag toss. What would you do to make the game fairer in the very first place? By doing so, would there be any difference in the results? When you consider what each person needs and follow the rules, it's less likely for anyone to be at a disadvantage from the beginning. This highlights the importance of being fair to others.

## Part 2

23. In paragraph 1, what does 'it' refer to?
- A. the beanbag  
B. the beanbag toss game  
C. the limitation of Student B  
D. the starting line
24. According to paragraph 2, which of the following is **TRUE** about fairness?
- A. Fairness is about ensuring everyone gets the same things.  
B. Fairness is about weighing someone's background over others.  
C. Fairness is about ensuring everyone has a chance to succeed.  
D. Fairness is about building a community with diversified facilities.
25. In paragraph 3, what does 'put yourself in someone's shoes' mean?
- A. to wear someone's shoes  
B. to put yourself before others  
C. to put shoes on for those in need  
D. to think like someone in a similar setting
26. In paragraph 3, being empathetic, honest and caring are examples of \_\_\_\_\_.
- A. the logic  
B. character traits  
C. the feeling of safety  
D. living in harmony
27. According to paragraph 5, what is the reason for being fair to others?
- A. to avoid arguments in our community  
B. to improve ourselves and shape our characters  
C. to ensure everyone is respected and their ability is valued  
D. to provide a level ground for everyone to show their ability
28. Match the following headings with paragraphs (i) to (iv) on P.4. Write A, B, C or D in the boxes in the answer booklet.
- Headings
- A. Fairness builds a loving community  
B. Fairness values every single person  
C. Fairness provides equal opportunities  
D. Fairness helps develop character traits

Daisy has written a blog entry about a stand-up comedy she watched. Read it carefully. Choose the best answers for Questions 29–34 and complete Question 35.

### A Hysterical Stand-up Comedy

Posted by Daisy on 2 March at 18:30

I was not supposed to watch the stand-up comedy in Wan Chai last night. After all, this kind of show is not my cup of tea. ‘The tickets were selling so fast and it was so hard for me to get two. Come with me, or they’ll go to waste,’ Sarah tried to persuade me into this since her sister couldn’t go.

The one-hour show was set to begin at 8 pm. However, when the time was up, the lights above the seating area were still on. Before long, the producer announced that there was a failure in the sound system and the team were doing their best to tackle it. While we waited, I looked around. Up on the stage, a large neon sign decorated with colourful light bulbs said, ‘Laughter is the best medicine.’ Down to the hall, it was a full house!

After a 20-minute delay, the stand-up finally started. ‘I was joking around when the sound system played jokes on me just now! It’s no joke telling people jokes. You’d better behave yourself!’ The comedian ‘warned’ the system! His humorous expressions successfully made the audience forget about the wait. It was hilarious!





Unlike the plays I’ve seen, the stage setting of the stand-up comedy was very different. There was no grand staircase or splendid furniture. Everything was simple—a spotlight and a few stage lights only. Even the topic of the show was drawn from our daily life which was about an online shopping scam. The comedian himself was **the icing on the cake**. He had great storytelling skills and a unique voice and tone. His clever use of pacing and rhythm helped him connect with the audience and enhanced the performance.

**The comedian’s creativity blew everyone’s mind.** When the show reached its climax, he brought a plot twist by sending the scammer a few witty text messages. His choice of words was remarkable. We couldn’t stop laughing at all! Before the end, he played the cello to create the atmosphere he wanted! What I could see was a star shining on stage!

Have you ever been to a stand-up comedy? Feel free to add your comments here.

### Part 3

29. What time did Daisy watch the show?  
A. 6:30 pm–7:30 pm  
B. 6:50 pm–7:50 pm  
C. 8:00 pm–9:00 pm  
D. 8:20 pm–9:20 pm
30. In paragraph 2, '**it**' refers to the \_\_\_\_\_.  
A. lighting of the seating area  
B. technical problem of the audio system  
C. environment of the venue  
D. big neon sign with stylish light bulbs
31. In paragraph 4, the comedian himself was '**the icing on the cake**' because of \_\_\_\_\_.  
A. the minimal lighting  
B. the topic  
C. the simple props  
D. his capabilities
32. Daisy thought that '**The comedian's creativity blew everyone's mind**' because of the \_\_\_\_\_.  
A. presentation skills and music talents  
B. choice of materials from daily life  
C. text messages to the scammer  
D. sense of humour
33. How did Daisy feel after watching the show?  
A. excited  
B. curious  
C. surprised  
D. uninterested
34. Based on the ideas in the article, put the following pictures in the correct order.

1.  2.  3.  4. 
- A. 3→1→2→4  
B. 3→1→4→2  
C. 3→2→1→4  
D. 1→2→3→4

35. Daisy is writing a text message to her mum who is on a business trip. Read the article on P.6 and help Daisy complete the sentences. Use only **ONE** word for each blank. Make sure your answers are grammatically correct.


Hi Mum,  
I watched a stand-up with Sarah yesterday. The comedian was skilled.  
He was able to write (i) \_\_\_\_\_ text messages and create an atmosphere by  
(ii) \_\_\_\_\_ the cello.

**Section C Writing**


**(30 marks)**

36. You are Daisy. You went hiking with your family last Saturday. Based on the pictures below, write a blog entry about what happened. Write at least 80 words.


- You may use the words under the pictures to help you.



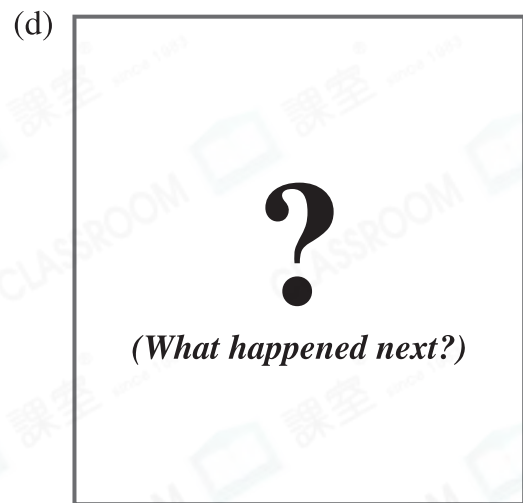
*beautiful / scenery / chirp*



*bird nest / curious / video*



*close / warn / protect*



**End of Test**