

Read the instructions.

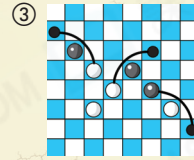
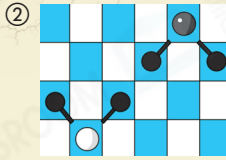
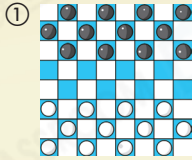
## Checkers

### About the games

- \* Each player has 12 red or black checkers, also called 'men'.
- \* The one who takes all the other's pieces wins.

### How to play

1. Place the checkers on the checkerboard as shown below:



2. Starting with red, each player takes turns moving one piece.
3. Move the piece one square forward diagonally as shown.
4. You can 'jump' and 'eat' the piece of the other player if it is one square in front of your piece, with a free square on the other side.
5. When a 'man' gets to the last line of squares, it becomes a 'king'. 'Kings' can move diagonally in different directions.

### Test your understanding.

1. How many people can play a checkers game at a time?
  - A. 1
  - B. 2
  - C. 4
  - D. 12
2. Which one starts the game first?
  - A. a red 'man'
  - B. a black 'man'
  - C. a red 'king'
  - D. a black 'king'
3. Read lines 8-9. The word 'eat' means \_\_\_\_\_.
  - A. take
  - B. give
  - C. play
  - D. move
4. The players can only \_\_\_\_\_.
  - A. move the red checkers
  - B. move from the last line
  - C. move one piece at a time
  - D. move on the white squares