



Date: _____

Marks: _____

5

Animals In The Zoo


Demonstrative Pronouns

Those are animals!



I like **this** rabbit!

I like **that** dog!



What are **these**?



Those are bees!

Grammar in Focus

We use 'this' and 'these' to talk about things near us. We use 'that' and 'those' to talk about things far from us.

I like **that** tree.
That is a small tree.



Those are yellow flowers.



This is a big tree.

I like **these** flowers. **These** are red flowers.

This is

a tree.

That is

These are

flowers.

Those are



Mistakes Corner

✓ **These** trees are tall. ✗ **These** trees is tall.


1. I like (**A** this / **B** these) flowers.

2. That tree (**A** is / **B** are) tall.

A. Lola, Pipi, Mr Ball and Mr Plane are in the zoo. Name the animals.

What are **these** animals?

1. _____
2. _____
3. _____



4. _____
5. _____
6. _____

B. A boy is playing in the zoo. Circle the correct answers.



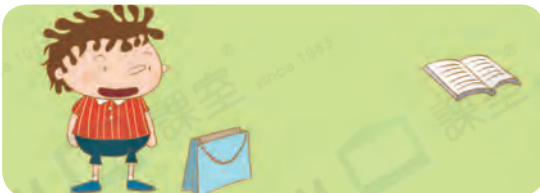
1. This / That is a dog and
this / that is a cat.



2. This / That is a hamster and
this / that is a turtle.



3. This / That is a tree and
this / that is a rabbit.



4. This / That is a book and
this / that is a bag.



5. This / That is my mum and
this / that is my dad.

C. Pipi is telling Lola what she sees. Look at the pictures and fill in the blanks with 'These are' or 'Those are'.

1. _____ the ears of the rabbit.

2. _____ the legs of the horse.

3. _____ the eyes of the hamster.

4. _____ the feet of the rabbit.








5. _____ leaves.


6. _____ my hands.



D. Lola is standing next to some animals. Look at the picture and write 'this', 'that', 'these' or 'those' on the leaves.



I like *e.g.*  this zoo. The animals are cute.  ① is a hamster.  ② are its eyes. They are small.  ③ is a horse.  ④ are its legs.  ⑤ are rabbits.  ⑥ are pigs.





Usage



Text Type: Directory / Conversation

E. Lola and Pipi are walking around in the zoo. Read the zoo directory. Complete their conversation using 'this', 'that', 'these' or 'those'.

Zoo Directory



: Look at the foxes there! They are cute!



: e.g. _____ That _____ is Area B. That area is small.



: ① _____ rabbits are lovely too! I want to touch them!



: No, you can't go to Area B.



: How about Area C? ② _____ horses have long tails!



: ③ _____ area is closed today. Let's look at the flowers in ④ _____ area.



: Oh! ⑤ _____ flowers smell so good!



: Lola, it's time to leave. Let's open ⑥ _____ door.

Do not use ⑦ _____ door in Area C.

Obey the rules on instruction boards. Be kind to animals.