

Updated  
Edition

Answer Key  
&  
Tapescripts



1B

CLASSROOM Champion:

Primary

Listening

## Unit 1 Toys We Share

**A.** 1. B    2. E    3. A    4. C

Name	Favourite Toy			
 David				
 Amy				
 Alan				

### Track 01

**Narrator:** CLASSROOM Champion: Primary Listening 1B  
Unit 1. Part B. Listen and circle the correct answers.

**Amy:** Hello, David!

**David:** Hello, Amy! This is my friend Alan.

**Amy:** Nice to meet you, Alan.

**David:** Where are you going?

**Amy:** I'm going to the toy shop. What's your favourite toy, David?

**David:** My favourite toy is a robot. It can walk and talk. It's cool! \* What toys do you like, Amy?

**Amy:** I like dolls.


**David:** Quite a lot of girls like them.

**Amy:** Right. Dolls are lovely. \* How about you, Alan?

**Alan:** My favourite toy is my birthday present from my aunt. Look! It's up there!

**Amy:** Wow! It's high up in the sky! \*

**Narrator:** This is the end of Part B.

Toy	Colour				Name
	red	yellow	blue	green	
	✓			✓	<input checked="" type="checkbox"/> Jenny <input type="checkbox"/> Penny
		✓	✓		<input type="checkbox"/> Tim <input checked="" type="checkbox"/> Tom
		✓		✓	<input checked="" type="checkbox"/> Ben <input type="checkbox"/> Ken

● C

### Track 02

**Narrator:** Part C. Mum and Dad are talking about their children's toys. Listen and put a tick for the correct colours and names.

**Dad:** Oh... There're toys everywhere!

**Mum:** Our children are naughty and lazy!

**Dad:** Whose toy is this?

**Mum:** This is Jenny's doll. \*

**Dad:** It's beautiful! It's red and green. \*

**Mum:** Look at Tom's toy car. It's broken. \*

**Dad:** Don't worry, I can fix it. It's a nice toy car. I love yellow and blue. \*

**Mum:** How about the toy train?

**Dad:** This is Ben's. He always leaves it in the sitting room after playing. \*

**Mum:** He needs to tidy up his toys!

**Dad:** This yellow and green toy train is cool! \*

**Mum:** (*angry*) Come on, Dad. Please help me clean up!

**Dad:** Don't get mad, Mum. Look! I have a cute toy here to make you smile. It has big eyes and brown fur.

**Mum:** It's lovely! I'm not angry, Dad. I just want the children to tidy up the toys on their own.

Narrator: Now blacken the circle for the correct answer. Which toy makes Mum happy? \*  
This is the end of Part C.

## Unit 2 Beautiful Clothes

**A.** 1. C 2. A 3. B 4. D

### Track 03

Narrator: Unit 2. Part A. Listen and fill in the blanks with the correct letters.

Mum: John, I can see many clothes on the bed. Let's tidy them up together.

John: OK, Mum.

Mum: Are these your shorts?

John: No, they aren't. They're brother Sam's. \*  
Is this your dress, Mum?

Mum: No, it's your sister's. \* Is this your new T-shirt, John? It looks cute!

John: Haha... You can't imagine it, Mum. It's Dad's!

Mum: Wow! It's funny! \*

John: How about the shoes near the wardrobe?

Mum: Let me see... They're your grandma's. How lovely they are!

John: Yes! Grandma always looks young! \*

Narrator: This is the end of Part A.

**B.**



### Track 04

Narrator: Part B. Listen and put a tick or a cross in the boxes.

Miss Chan: Mr Wong, here're some students' clothes. They left them in the school hall after the drama class. I wrote the name tags for them. Can you help me check them?

Mr Wong: Sure!

Miss Chan: I think the T-shirt with a robot on it belongs to Gary.

Mr Wong: That's right! \* I remember the skirt is Wendy's.

Miss Chan: Oh, really? The name tag is wrong! \*

Mr Wong: These are Jim's sports shoes. They're dirty!

Miss Chan: Haha... The boy needs to do some washing! \*

Mr Wong: Here's a vest. I think it belongs to Macy.

Miss Chan: Yes. Agree. \*

Mr Wong: Look at Benny's jeans! They look nice.


Miss Chan: Wait. Don't they belong to Danny?

Mr Wong: I don't think so. Danny's jeans are in another colour.

Miss Chan: I see. \*

Narrator: This is the end of Part B.

**C.**



### Track 05

Narrator: Part C. Mum and Dad are getting ready to go out. Listen and write the correct words in the boxes.

Mum: Dad, you look great!

Dad: Thank you, honey.

Mum: I like your blue shirt. It looks smart! \*

Dad: I love my orange jacket.

Mum: Hmm... I think the grey jacket looks good too.

Dad: OK, let me get changed. \*

Mum: Are your trousers new?

Dad: Yes, they're from the new clothes shop nearby. They're comfortable! Black trousers make me look taller! \* Wow! Look at you, darling! You're so pretty!

Mum: Today is a special day. I want to look neat and tidy.

Dad: I love your purple dress. It's beautiful!

Mum: Thanks very much. \*

Dad: Your brown shoes look very nice as well.

Mum: I like them too. \* Shall I wear a hat?

Dad: Sure! Your pink hat goes well with your dress.

Mum: That's good then. \*

Tina: Mum and Dad, please hurry up! My class teacher is waiting for you! Don't be late for the Parents' Day!

Narrator: Now circle the correct picture for the question. Where are Mum and Dad going? \*

This is the end of Part C.

### Upgrade Your Listening 1

- A.** 1. bed      2. pet      3. ten  
4. six      5. dot

### Track 06

Narrator: Upgrade Your Listening 1. Part A. Listen and circle the words that you hear.

Number 1. bed (pause) bed \*

Number 2. pet (pause) pet \*

Number 3. ten (pause) ten \*

Number 4. six (pause) six \*

Number 5. dot (pause) dot \*

This is the end of Part A.

- B.** 1. Maria      2. cat      3. doll

### Track 07

Narrator: Part B. Mr Santa wants to give some presents to the good children. Who can get those toys? Listen and put a tick in the correct boxes.

Mr Santa: Hohoho... Merry Christmas! This year, I'm going to give lots of wonderful presents to good children. The toy bear is for Maria. She helps her mum with housework every day. \* Then, I want to give a toy cat to Harry. He is hard-working. \* How about Alice? Let me see... Ah, this green and yellow doll is perfect. \* I hope the good children will like their gifts!

Narrator: This is the end of Part B.

- C.** 1. B      2. C      3. D  
4. C      5. D

### Track 08

Narrator: Part C. The Chan family is going shopping. Listen and choose the best answer by blackening the circle. The conversation will be played two times. When you hear a beep \*, answer the questions. You now have 20 seconds to read the questions. (20-second music)

The conversation will begin now.

Kenny: [Mum, what do you want to buy?

Mum: I want to buy this dress. The big ribbon looks very nice.

Kenny: Yes, the dress is beautiful.

Narrator: Question 1. What does Mum want to buy? \* (8-second pause)

Kenny: Do you want to buy a skirt too?

Mum: No, but I think Aunt Sandy will love it. We can buy one for her.

Kenny: I see.

Narrator: Question 2. Mum wants to buy a skirt for \_\_\_\_\_. \* (8-second pause)

Mum: That pair of shorts may fit you, Kenny.

Kenny: Yes, they're cool! Can I buy a pair, Mum?

Mum: Sure! What about the vest?

Kenny: I love it too.

Narrator: Question 3. Which of the following is Kenny going to buy? \* (8-second pause)

Dad: Honey, please come over here.

Mum: Yes, Dad.

Dad: What do you think about this jacket?

Mum: I like the colours.

Dad: Yes, I like purple and orange. Let's buy one then.

Narrator: Question 4. What colour is Dad's jacket? \* (8-second pause)

Dad: Grandma, we have to go home now.

Grandma: OK, dear.

Dad: Do you want anything?

Grandma: No, thank you.

Narrator: Question 5. Grandma wants \_\_\_\_\_. \* (8-second pause)]


Listen to the conversation again and check your answers. The conversation will begin now.

**REPEAT [ ] with beeps, but without pauses**

This is the end of Part C.

## Unit 3 Fun in the Park

- A.** 1. pond      2. swing      3. sandpit  
4. see-saw    5. bench      6. slide



### Track 09

Narrator: Unit 3. Part B. Tammy and her dad are in the park. What can they see? Listen and write the correct letters in the boxes.

Dad: Tammy, it's sunny today.

Tammy: Yes, it is. Look, Dad! I can see a butterfly on the grass. \*

Dad: Can you see the big ant?

Tammy: Where is it?

Dad: It's on the sandpit. \*

Tammy: There's something under the bench.

Dad: Oh, yes... I can see a caterpillar under it. It's cute! \*

Tammy: May I go to the pond, Dad?

Dad: Why?

Tammy: I want to look at the duck. It's in the pond. \*

Dad: Can you see the bee, Tammy?

Tammy: Yes, I can see it. The bee is near the swing. \*

Narrator: This is the end of Part B.

C.



● A

### Track 10

Narrator: Part C. Nancy and her grandpa are in Happy Park. Listen and write the numbers 1-8 in the correct boxes.

Nancy: Grandpa, I love Happy Park.

Grandpa: Yes, this park is big and beautiful.

Nancy: I like looking at the colourful flowers.

Grandpa: Yes, they're nice.

Narrator: Now write number 1. \*

Nancy: I enjoy playing on the slide.

Grandpa: Be careful, Nancy!

Narrator: Now write number 2. \*

Nancy: It's fun to play on the swing too.

Grandpa: Yes, but you have to wait for your turn.

Narrator: Now write number 3. \*

Nancy: Grandpa, look at me! I'm on the see-saw.

Grandpa: I can see you going up and down. It's so funny!

Narrator: Now write number 4. \*

Nancy: Look at the ducklings near the pond. They're lovely!

Grandpa: Hey, Nancy! Don't feed them.

Narrator: Now write number 5. \*

Grandpa: What's wrong, Nancy?

Nancy: There's a caterpillar on the grass.

Grandpa: Don't step on it!

Narrator: Now write number 6. \*

Nancy: Help, Grandpa! The bees are chasing me!

Grandpa: Stay calm, girl! They'll fly away.

Narrator: Now write number 7. \*

Nancy: I feel tired, Grandpa.

Grandpa: Let's take a rest on the bench.

Nancy: OK. Grandpa, please come and have a seat too. Today is a great day! Thank you for taking me here, Grandpa.

Grandpa: You're a good girl, Nancy.

Narrator: Now write number 8. \* Now blacken the circle for the correct answer. How does Nancy feel today? \*

This is the end of Part C.

## Unit 4 Lovely Animals

A. 1. 7      2. 15      3. 12  
4. 13      5. 4      6. 10

### Track 11

Narrator: Unit 4. Part A. How many of each animal can Ben and his mum see in the zoo? Listen and write the correct numbers in the boxes.

Mum: I can see many animals in the zoo. What can you see, Ben?

Ben: I can see seven giraffes. \*

Mum: Can you see any monkeys?

Ben: Yes.

Mum: How many monkeys can you see?

Ben: I can see fifteen monkeys!

Mum: Wow, there're many! \* Look! The hippos are swimming in the pond.

Ben: Yes, they're. There're twelve hippos. \*

Mum: Ben, I can see something on the sand.

Ben: They're snakes, Mum. How many snakes are there?

Mum: One, two, three... There're thirteen snakes. \*

Ben: The baby elephants are over there.

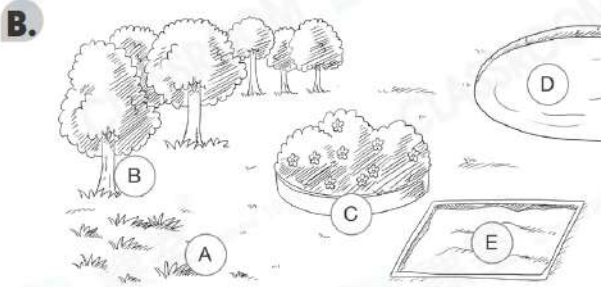
Mum: I like elephants. I can see four of them. \*

Ben: There're nine zebras on the grass, Mum.

Mum: No, there's one more under the tree.

Ben: Oh, yes. \*

Narrator: This is the end of Part A.



### Track 12

Narrator: Part B. Helen and her dad are finding some animals in the zoo. Where are the animals? Listen and write the correct letters in the circles.

Helen: Dad, the animals are everywhere in the zoo.

Dad: Right. There're no cages for them.

Helen: Can you find the pandas?

Dad: Let me see... They're near the flowers.

Helen: They're lovely. \*

Dad: Where're the monkeys?

Helen: Over there. All the monkeys are under the trees. \*

Dad: What animals are on the sand? I don't see them clearly.

Helen: Those are lizards. I don't like them. \*

Dad: Can you see the elephants, Helen?

Helen: Yes, all the elephants are on the grass. \*

Dad: I can see two elephants in the pond too.





Helen: Oh Dad, they're not elephants!

Dad: Oops, I'm sorry. They're hippos.

Helen: That's right. \*

Narrator: This is the end of Part B.

### C.

	Julie	Mark	Eric	Susan
Where are they?	near the pond	under the tree	on the grass	near the flowers
		2		10
	2		7	
	4			
		15		9

### ● A

### Track 13

Narrator: Part C. Miss Ho and her students are at Sunny Zoo. Listen and complete the table with the correct words or numbers.

Miss Ho: Children, you can look around at this zoo.

Julie: Look, Miss Ho. Here are two giraffes and four zebras. They're drinking water. \*

Miss Ho: Be careful, Julie. Don't go near the pond!

Mark: I'm under the tree, Miss Ho! \*

Miss Ho: I see you, Mark. What can you see?

Mark: I can see two pandas and fifteen elephants. \*

Miss Ho: Where's Eric?

Eric: I'm over here, on the grass, Miss Ho. \*

Miss Ho: There you are. How many giraffes are there, Eric?

Eric: There're seven giraffes. They're tall. \*

Miss Ho: What can you see near the flowers, Susan?

Susan: I can see ten pandas and eight elephants. Oh, wait, Miss Ho! There should be nine

elephants because the baby elephant is hiding behind the flowers. \*

Miss Ho: Why do you look sad, Susan?

Susan: I can't see my favourite animal in the zoo.

Miss Ho: What's your favourite animal?

Susan: It's fat and grey. It likes swimming in the pond.

Miss Ho: I see. Don't be upset! Go and watch the pandas with your friends. They're eating bamboo now.

Susan: Thanks, Miss Ho.

Narrator: Now blacken the circle for the correct answer. What is Susan's favourite animal? \*

This is the end of Part C.

## Upgrade Your Listening 2

- A.** 1. nut      2. bun      3. zero  
4. tree      5. song

### Track 14

Narrator: Upgrade Your Listening 2. Part A. Listen and circle the words that you hear.

Number 1. nut (pause) nut \*

Number 2. bun (pause) bun \*

Number 3. zero (pause) zero \*

Number 4. tree (pause) tree \*

Number 5. song (pause) song \*

This is the end of Part A.

### B.

#### Notes about Magic Zoo

1. Where are the monkeys? (please circle)



2. What are the monkeys doing? (please circle)  
eating bananas / fighting / playing

3. How many monkeys are there?

14 monkeys

### Track 15

Narrator: Part B. John is writing some notes about Magic Zoo for his homework. Listen and complete the notes.

Mum: What animals are you going to write about for your homework, John?

John: I think I'm going to write about the monkeys over there, Mum.

Mum: Where are they? I can't see them. Can you draw them on your notebook?

John: No problem. They're on the top of the trees. \*

Mum: What are they doing? I still can't find them.

John: They're eating bananas... Oh no! They're fighting with each other now!

Mum: Got it! They make a loud noise! \* How many monkeys are there, John?

John: There're... fourteen monkeys. \*

Mum: Good. These notes can help you a lot.

John: Yes, Mum.

Narrator: This is the end of Part B.

- C.** 1. B      2. A      3. B      4. B      5. C

### Track 16

Narrator: Part C. Peggy and Gary are in the park. Listen and choose the best answer by blackening the circle. The conversation will be played two times. When you hear a beep \*, answer the questions. You now have 20 seconds to read the questions. (20-second music)

The conversation will begin now.

Peggy: [Gary, thank you for inviting me to the park today.

Gary: You're welcome, Peggy. It's a lovely day.

Peggy: What do you want to play, Gary?

Gary: I want to play on the slide. Let's go.

Narrator: Question 1. What does Gary want to play? \* (8-second pause)

Peggy: Gary, there's a duck in the pond. Can you see it?

Gary: Oh, yes. It's cute.

Peggy: I love its colours. It's yellow and brown.

Gary: Yes, it's pretty.

Narrator: Question 2. What colour is the duck? \* (8-second pause)

Peggy: Go over to the bench, Gary.

Gary: Why?

Peggy: There're some butterflies. Can you see them?

Gary: I see them! They're flying near the bench.

Narrator: Question 3. Where are the butterflies? \* (8-second pause)

Peggy: Oh, no!

Gary: What's wrong, Peggy?

Peggy: (scared) There's a bee! Help!

Narrator: Question 4. How does Peggy feel? \* (8-second pause)

Gary: OK. The bee's gone. Let's go and see what animals are on the grass.

Peggy: Hey, Gary, can you hear that funny sound?

Gary: No, I can't hear it.

Peggy: I think there's an animal behind the tree. It makes the 'moo, moo' sound. I want to take a look at it.

Narrator: Question 5. What makes the funny sound? \* (8-second pause)

Listen to the conversation again and check your answers. The conversation will begin now.

**REPEAT [ ] with beeps, but without pauses**

This is the end of Part C.

## Unit 5 Look! We Are Having Fun!

- A.** 1. drawing 2. drinking 3. sleeping  
4. laughing 5. talking 6. playing
- B.** 1. desk 2. Dan 3. talking  
4. hot dog 5. Nick

### Track 17

Narrator: Part B. The children are naughty in class. Listen and circle the correct answers.

Mr Fung: Alice, some of your classmates aren't behaving well between lessons. Can you help me write down what they're doing?

Alice: OK, Mr Fung.

Mr Fung: Can you see Jane over there?

Alice: Yes. What is she doing? Is she drawing?

Mr Fung: Yes. She's drawing on the desk! \*

Alice: Oh, look at Dan next to Jane. He's sleeping.

Mr Fung: Yes. I often see Dan sleep in lessons. \* And who is talking so loudly?

Alice: It's Mandy. She's talking to her best friend Ada.

Mr Fung: They're too noisy. \*

Alice: Mr Fung, I smell something nice.

Mr Fung: Can you see Andy? He's eating!


Alice: He's eating a hot dog! \* Oh, Nick is standing on his chair!

Mr Fung: Come down, Nick! It's dangerous! \* Alice, please ask these students to see me after school today.

Alice: Alright, Mr Fung.

Narrator: This is the end of Part B.

**C.**



**D**

**Track 18**

**Narrator:** Part C. Mr Ho is talking to Miss Lam at recess. Listen and write the correct names in the boxes.

**Miss Lam:** Mr Ho, look at the students in Class 1A. They're doing the things they like at recess.

**Mr Ho:** What's David doing?

**Miss Lam:** He's singing in the classroom. \*

**Mr Ho:** Oh, he can sing very well! And where's Anne?

**Miss Lam:** Anne is over there. She's talking to Kate. \* But where's Mary?

**Mr Ho:** I think she's in the playground.

**Miss Lam:** You're right. She's playing near the bench. \*

**Mr Ho:** Hey, look at Tom!

**Miss Lam:** I think Tom is tired. He's sleeping in the classroom! \*

**Mr Ho:** Why is Paul laughing?

**Miss Lam:** He's reading a storybook. \*

**Mr Ho:** It almost comes to the end of recess. Let's go back to the staff room.

**Miss Lam:** Yes, I have to get some boxes of crayons and scissors for my next lesson!

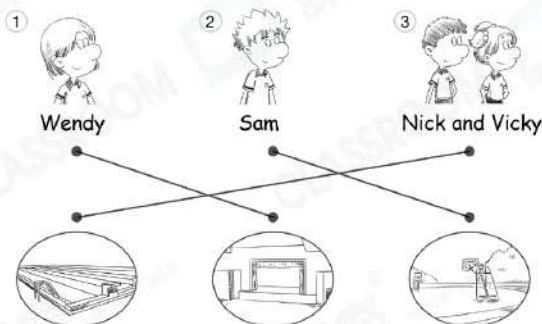
**Narrator:** Now blacken the circle for the correct answer. What lesson is Miss Lam going to have? \*

This is the end of Part C.

**Unit 6 Enjoy Our Free Time**

- A.** 1. swimming    2. ice-skating    3. cycling  
4. dancing    5. skipping    6. hiking

**B.**



**Track 19**

**Narrator:** Unit 6. Part B. Miss Wong wants to find her students. Listen and draw lines to match the pictures.

**Miss Wong:** Jack, I'm looking for some of your classmates. Do you know where Wendy is?

**Jack:** Yes, Miss Wong. She is singing in the school hall.

**Miss Wong:** OK. \* What about Sam? Where is he?

**Jack:** Sam is skipping in the playground with his friends.



**Miss Wong:** I see. Thank you. \* Where are Nick and Vicky? Do you know where they are, Jack?

**Jack:** Yes, Miss Wong. They're swimming in the swimming pool.

**Miss Wong:** Thank you very much for your help, Jack. \*

**Narrator:** This is the end of Part B.

C.

	Place	Activity
Penny	<input type="checkbox"/> A. garden <input checked="" type="checkbox"/> B. sports centre <input type="checkbox"/> C. playground	
Ken		<input checked="" type="checkbox"/> A. cycling <input type="checkbox"/> B. singing <input type="checkbox"/> C. running
Carol		<input type="checkbox"/> A. skipping <input checked="" type="checkbox"/> B. flying a kite <input type="checkbox"/> C. hiking
Charlie and Tina	<input type="checkbox"/> A. hall <input checked="" type="checkbox"/> B. garden <input type="checkbox"/> C. playground	<input type="checkbox"/> A. singing <input type="checkbox"/> B. dancing <input checked="" type="checkbox"/> C. drawing

○ B

### Track 20

Narrator: Part C. Mr Lee and his students are in a summer camp. Listen and put a tick in the correct boxes.

Mr Lee: Do you like this camp, Jane?

Jane: Yes, it's so much fun, Mr Lee. There're many things to do here.

Mr Lee: Jane, do you know where Penny is?

Jane: She's roller-skating in the sports centre.

Mr Lee: I see. She is good at roller-skating. \*

Jane: Oh, is that Ken?

Mr Lee: Where?

Jane: Over there, near the river.

Mr Lee: What's he doing?

Jane: He's riding a bike. \* Mr Lee, do you know where Carol is? Is she going hiking with Emma and Lucy? I'd like to join them.

Mr Lee: No, she's flying a kite in the country park nearby. \*

Jane: Where are Charlie and Tina?

Mr Lee: I'm not sure. Maybe they're in the garden.

Jane: Let me see... Oh, yes, there they are. \*

Mr Lee: You see, they're drawing pictures in the garden. \* Come on, Jane. It's time for lunch! Let's go to the canteen.

Jane: Great! I'm hungry!

Narrator: Now blacken the circle for the correct answer. What time is it now? \*

This is the end of Part C.

## Upgrade Your Listening 3

- A.** 1. rock      2. tap      3. night  
4. kite      5. meat

### Track 21

Narrator: Upgrade Your Listening 3. Part A. Listen and circle the words that you hear.

Number 1. rock (pause) rock \*

Number 2. tap (pause) tap \*

Number 3. night (pause) night \*

Number 4. kite (pause) kite \*

Number 5. meat (pause) meat \*

This is the end of Part A.

- B.** 1. dancing      2. classroom      3. ice-skating  
4. hill      5. activity room

### Track 22

Narrator: Part B. Andy is talking to his mum about the activities in the coming week. Listen and circle the correct answers.

Andy: Mum, I'm very busy in the coming week.

Mum: Do you have a reading class on Monday?

Andy: No, I don't. I have a dancing class. \*

Mum: Where do you have the class?

Andy: In the school hall.

Mum: OK. What about Tuesday?

Andy: I have a choir practice.

Mum: Yes. You need to practise for the show at Christmas. Where do you have the practice?

Andy: We sing in the classroom. \*

Mum: Do you have an ice-skating class on Wednesday?

Andy: Yes, I do. I need to go ice-skating at Fun World. \*

Mum: Andy, there will be a school holiday on the coming Thursday. You can have a good rest.

Andy: No, I can't, Mum. I'm going to fly a kite with Mike.

Mum: Oh, where're you boys going?

Andy: We're going up a hill near our school. Mike's dad will join us.

Mum: Alright. Be careful. \*

Andy: Mum, I have an art class on Friday afternoon. This time, we are going to make models! How exciting it is!

Mum: Is it in the art room?

Andy: No, Class 1B will have the lesson with us. We are going to have it in the activity room. \*

Narrator: This is the end of Part B.

**C.** 1. D    2. B    3. B    4. A    5. C

### Track 23

Narrator: Part C. Robert and his mum are talking on the phone. Listen and choose the best answer by blackening the circle. The conversation will be played two times. When you hear a beep \*, answer the questions. You now have 20 seconds to read the questions. *(20-second music)*

The conversation will begin now.

Mum: [Hi, Robert. I miss you all very much. I'm sorry I have to go to the USA for work. I hope you're all good boys and girls.

Robert: Yes, Mum. We're good children. Kathy and I are reading English storybooks now.

Mum: I'm also reading now.

Robert: What are you reading, Mum?

Mum: I'm reading a newspaper.

Narrator: Question 1. What is Mum doing? \* *(8-second pause)*

Robert: Do you feel bored, Mum?

Mum: Not really, Aunt Gina is here with me. She lives in the USA. I'm going to have dinner with her later.

Robert: That's good.

Narrator: Question 2. Who can Mum see in the USA? \* *(8-second pause)*

Robert: What are you going to eat with Aunt Gina?

Mum: We're going to a pizza restaurant.

Robert: That's great.

Mum: Robert, I can hear some people laughing. Who are they?

Robert: Yes, Max and Jenny are laughing. Dad is telling them jokes.

Mum: Oh, Dad... What a big kid!

Narrator: Question 3. Max and Jenny are \_\_\_\_\_. \* *(8-second pause)*

Mum: Where's Zoe?

Robert: She's having a bath.

Mum: I see.

Narrator: Question 4. Where is Zoe? \* *(8-second pause)*

Robert: I miss you very much, Mum. When are you coming home?

Mum: I have to stay here for two more weeks. I can come home the day right before Christmas.

Robert: Yeah!

Narrator: Question 5. Mum is coming home on \_\_\_\_\_. \* *(8-second pause)*

Listen to the conversation again and check your answers. The conversation will begin now.

**REPEAT [ ] with beeps, but without pauses**

This is the end of Part C.

## Unit 7 Our Feelings

**A.** a. 3    b. 2    c. 4    d. 1    e. 5

### Track 24

Narrator: Unit 7. Part A. What do the children want to do? Listen and write the correct numbers in the boxes.

Mum: How do you feel, Tom?

Tom: I feel bored.

Mum: What do you want to do?

Tom: I want to...

Narrator: Now write number 1. \*

Mum: How do you feel, Sue?

Sue: I feel hungry.

Mum: What do you want to do?

Sue: I want to...

Narrator: Now write number 2. \*

Mum: Are you cold, Eddie?

Eddie: Yes, I am.

Mum: I can get you something hot.

Eddie: Thanks, Mum. May I...?

Narrator: Now write number 3. \*

Mum: Are you thirsty, Lily?

Lily: No, I'm not. But I feel very hot.

Mum: I know what you want then.

Lily: You're great, Mum!

Narrator: Now write number 4. \*

Mum: How do you feel, Roy?

Roy: I feel tired.

Mum: Do you want to get some sleep?

Roy: I think so, Mum.

Narrator: Now write number 5. \*

This is the end of Part A.

**B.** 1. B    2. C    3. A

### Track 25

Narrator: Part B. Joanne meets Danny in the park. Listen and blacken the circle for the correct answer.

Joanne: Are you OK, Danny?

Danny: Yes, I'm fine.

Joanne: You look tired.

Danny: I just feel a little hungry.

Joanne: Let me give you something to eat.

Danny: Thank you for the yummy biscuits. I feel good now.

Narrator: Question 1. How does Danny feel? \*

Joanne: Today is sunny.

Danny: Yes, it's a lovely day.

Joanne: But I feel hot! Are you hot, Danny?

Danny: Yes, I am.

Joanne: Let's buy something cold from the store.

Danny: Great! I want the chocolate flavour.

Joanne: I want the vanilla one.

Narrator: Question 2. Joanne and Danny are buying \_\_\_\_\_.\*

Danny: It's late now, Joanne. I have to go.

Joanne: OK, see you. Take a good rest.

Danny: You're right! I just want to go home and take a nap!

Narrator: Question 3. What may Danny do when he is home? \*

This is the end of Part B.

C.

	Penny	Mark	Ann	Bobby
hot			✓	
cold	✓			
hungry				✓
thirsty		✓		
bored				
What do the children want?	<input type="checkbox"/>	<input type="checkbox"/>	<input checked="" type="checkbox"/>	<input type="checkbox"/>
				
	<input checked="" type="checkbox"/>	<input checked="" type="checkbox"/>	<input type="checkbox"/>	<input checked="" type="checkbox"/>
				

D

### Track 26

Narrator: Part C. Mrs Wong is looking after the little children. Listen and put a tick in the correct boxes.

Mrs Wong: OK, children. Does anyone need my help?

Penny: Mrs Wong, I feel cold. \*

Mrs Wong: Oh, Penny. Let me make you a cup of hot chocolate.

Penny: Sorry, I don't want it. May I have a jacket, please?

Mrs Wong: Sure, Penny. \* Are you alright, Mark?

Mark: May I have some water, please? \*

Mrs Wong: Of course, you must be very thirsty.

Mark: Thank you, Mrs Wong. \*

Mrs Wong: Look at you, Ann. You're all wet. Are you hot?

Ann: Yes, Mrs Wong. I'm running with Marie. \*

Mrs Wong: Come here... take this.

Ann: OK. Thank you for the fan, Mrs Wong. I feel cool now.

Mrs Wong: You're welcome, Ann. \* Hello, Bobby.

Bobby: Hi, Mrs Wong.

Mrs Wong: Are you sick, Bobby?

Bobby: No, I'm just hungry. \*

Mrs Wong: Oh, come here to get some sandwiches.

Bobby: Thank you, Mrs Wong. \*

Mrs Wong: Leo, what's wrong? You look sad.

Leo: I'm not sad. I'm just bored.

Mrs Wong: Oh, go and play then.

Leo: I don't want to play alone. I want to play with other children.


Narrator: Now blacken the circle for the correct answer. What is Leo going to do? \*

This is the end of Part C.

## Unit 8 Love My Body

- A. 1. leg      2. toe      3. shoulder  
4. mouth    5. finger    6. arm

B.



### Track 27

Narrator: Unit 8. Part B. Listen and draw the monster in the space below.

Miss Chan: Class, I want you to draw a monster today. Listen carefully. Draw three eyes on the monster's round face. \* Now give your monster a long tail. \* Draw two ears for your monster. \* OK, now give him a big mouth. \* Your monster has no arms. Please draw four arms. \* What a great monster! Good job!

Narrator: This is the end of Part B.

- C.** a. 4      b. 7      c. 1      d. 8  
 e. 6      f. 2      g. 5      h. 3  
 ○ A

### Track 28

**Narrator:** Part C. Mr Leung is teaching the students to do morning exercise. Listen and write the numbers 1-8 in the correct boxes.

**Mr Leung:** Good morning, students. Today is a great day. Let's exercise together to stay fit and healthy. OK, move your head from left to right.

**Narrator:** Now write number 1. \*

**Mr Leung:** Now, move your shoulders up and down.

**Narrator:** Now write number 2. \*

**Mr Leung:** Swing your arms. Move them in big circles.

**Narrator:** Now write number 3. \*

**Mr Leung:** We need to exercise our fingers now. Open your hands up and close them tightly.

**Narrator:** Now write number 4. \*

**Mr Leung:** Turn your body. Turn left and right.

**Narrator:** Now write number 5. \*

**Mr Leung:** Now, stay where you are and stamp your feet. Keep marching for one minute.

**Narrator:** Now write number 6. \*

**Mr Leung:** Jump up, open your legs and arms, and do star jumps.

**Narrator:** Now write number 7. \*

**Mr Leung:** The last exercise is easy. Just close your eyes and breathe in the fresh air.

**Narrator:** Now write number 8. \*

**Mr Leung:** Look up at the sky. You can see the blue sky and white clouds. Listen to the birds sing. OK, students. Let's go back to the classroom now.

**Narrator:** Now blacken the circle for the correct answer. Where are the children? \*

This is the end of Part C.

### Upgrade Your Listening 4

- A.** 1. wrong      2. cut      3. read      4. leg  
 5. tail

### Track 29

**Narrator:** Upgrade Your Listening 4. Part A. Listen and circle the words that you hear.

Number 1. wrong (*pause*) wrong \*

Number 2. cut (*pause*) cut \*

Number 3. read (*pause*) read \*

Number 4. leg (*pause*) leg \*

Number 5. tail (*pause*) tail \*

This is the end of Part A.

**B.**

A. Sarah      B. Gary      C. Helen      D. Louis

( C )      ( B )      ( D )      ( A )

### Track 30

**Narrator:** Part B. Mrs Au is talking to her children. Listen and match the pictures with the children's names. Then write the correct letters in the brackets.

**Mum:** Children, are you alright?

**Helen:** Mum, I'm hungry. Can you make some food for me?

**Mum:** Yes, Helen. \* What do you want to eat?

**Helen:** Cookies, please. \*

**Mum:** Are you hungry too, Gary?

Gary: No, Mum. I feel hot! \*

Mum: Oh, please take off your jacket and have an ice lolly, Gary.

Gary: Thanks, Mum. \*

Mum: Are you alright, Sarah?

Sarah: Mum, I want a drink. I'm thirsty. \*

Mum: Let me get you a glass of water.

Sarah: May I have some fruit juice instead, please?

Mum: OK. \* Louis, come and play. You look bored.

Louis: Yes, I'm bored, Mum. \*

Mum: Well, you can find something to do.

Louis: But I don't know what to do.

Mum: Come here. We can read these comic books together.

Louis: Great! \*

Narrator: This is the end of Part B.

**C.** 1. A    2. D    3. B    4. C    5. A

### Track 31

Narrator: Part C. The children are at a camp. Listen and choose the best answer by blackening the circle. The conversation will be played two times. When you hear a beep \*, answer the questions. You now have 20 seconds to read the questions. (20-second music)

The conversation will begin now.

Mike: [Hello, Sally. What are you doing?

Sally: I'm playing the piano. I like music.

Mike: You are good at it. It's a beautiful song!

Sally: Thank you, Mike.

Narrator: Question 1. What is Sally doing? \* (8-second pause)

Sally: Mike, look at Lenny! He's eating hamburgers.

Mike: He's so greedy. He is eating three hamburgers!

Sally: He is very hungry!

Narrator: Question 2. Who is hungry? \* (8-second pause)

Mike: Sally, I feel bored. Shall we do something together?

Sally: Sure. What can we do?

Mike: Let's play card games.

Sally: Why not? Let's do it!

Narrator: Question 3. Sally says, 'Let's do it.' What does 'it' mean? \* (8-second pause)

Mike: You always win, Sally. You are smart!

Sally: Haha... Thank you.

Mike: I'm thirsty. Let me get some drinks. Um... It's tasty! Do you want some, Sally?

Sally: No, thank you. I don't like milk.

Narrator: Question 4. What is Mike drinking? \* (8-second pause)

Mike: This camp trip is cool! I want to come back next year.

Sally: Me too! The best thing is that we can cook in the kitchen. My mum never lets me cook at home.

Mike: Yes, my mum says it's dangerous for kids.

Sally: I know, but I love to learn how to cook!

Mike: That's right!

Narrator: Question 5. What do Sally and Mike like about the camp? \* (8-second pause)]


Listen to the conversation again and check your answers. The conversation will begin now.

**REPEAT [ ] with beeps, but without pauses**


This is the end of Part C.

## Revision 1


**A.** ① **Brenda's toys** (pink dress, brown hair)



② **Roy's toys** (green and brown)



③ **Jason's toys** (red)



**Narrator:** Now colour Jason's favourite toy. \*  
This is the end of Part A.

**B.**



### Track 32

**Narrator:** Revision 1. Part A. Some children are talking about their toys. Listen and colour the children's favourite toys.

**Brenda:** I'm Brenda. I have many toys at home. I have a teddy bear. It is yellow. I have two balls. They are blue and orange. My favourite toy is my doll. She is called Sisi. She is wearing a pink dress. Her hair is brown.

**Narrator:** Now colour Brenda's favourite toy. \*

**Roy:** I'm Roy. In my toy box, I have a toy car. It is red. I also have a grey robot. It is cool! This green and brown toy plane is a birthday present from my dad. I like it very much. It's my favourite.

**Narrator:** Now colour Roy's favourite toy. \*

**Jason:** I'm Jason. I have a toy gun. I want to be a policeman. My toy gun is purple. I have a toy train. It is blue and yellow. My favourite toy is a red toy bus. It is my Christmas gift.

### Track 33

**Narrator:** Part B. Sam and Tammy are tidying the clothes and shoes. Listen and write the correct letters in the boxes.

**Sam:** Tammy, can you help me fold the clothes?

**Tammy:** Sure, Sam.

**Sam:** Thanks. Let's start then. Is this Dad's jacket?

**Tammy:** No, it isn't. It is Grandpa's jacket. \*

**Sam:** These shorts are nice. Are these your shorts, Tammy?

**Tammy:** Yes, they are my shorts. \*

**Sam:** This must be your skirt, Tammy. There're some spots on it.

**Tammy:** Yes, it is my skirt. \* I think this T-shirt is Dad's.

**Sam:** No, it is my T-shirt. I love this cat very much. It's so cute!

**Tammy:** Oh, sorry, Sam. \*

**Sam:** I remember this vest. It is Dad's.

**Tammy:** That's right. \*

Sam: Is this your dress, Tammy?  
 Tammy: No, it isn't. It's Mum's dress. \*  
 Sam: I think these trousers are Grandpa's, right?  
 Tammy: No. They're Dad's trousers. Grandpa's trousers are in another colour.  
 Sam: Oh, yes. \*  
 Tammy: Look! There is a pair of shoes. They're Grandpa's!  
 Sam: Are you sure?  
 Tammy: Yes, they are Grandpa's favourites. \*  
 Narrator: This is the end of Part B.

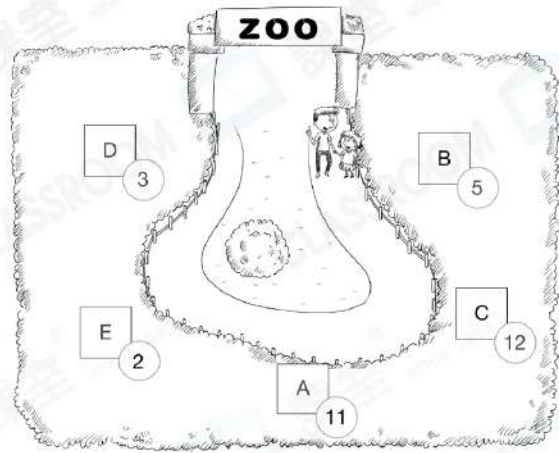
## Revision 2

**A.** 1. C    2. B    3. A    4. C

### Track 34

Narrator: Revision 2. Part A. Kelly and Daniel are at the park. What do they see? Listen and circle the correct pictures.  
 Kelly: Daniel, this park is lovely.  
 Daniel: Yes. Look, Kelly, I can see some butterflies.  
 Kelly: The butterflies are near the bench. \*  
 Daniel: Can you see the duck?  
 Kelly: It's cute!  
 Daniel: The duck is in the pond. \*  
 Kelly: Let's play on the see-saw.  
 Daniel: Playing on the see-saw is fun.  
 Kelly: I feel the same! You see, Daniel. There is an ant.  
 Daniel: Where is it, Kelly?  
 Kelly: The ant is on the sand. \*  
 Daniel: Run, Kelly! I can see a bee!  
 Kelly: No, Daniel. We should stay still!  
 Daniel: Where is the bee now?  
 Kelly: The bee is flying high in the sky! \*  
 Narrator: This is the end of Part A.

**B.**



### Track 35

Narrator: Part B. Rosie and her dad are at the zoo. What animals do they see? Listen and write the correct letters in the boxes or numbers in the circles.  
 Rosie: Wow! This zoo is big, Dad!  
 Dad: Yes, we can see many kinds of animals today. What can you see over there, Rosie?  
 Rosie: I can see some lions. They are scary!  
 Dad: How many lions are there?  
 Rosie: There're five lions. \*  
 Dad: Look over there! I can see some snakes on the grass.  
 Rosie: Oh, they're ugly! There're so many snakes.  
 Dad: Let me count the number of snakes on the grass. One, two, three, four... There're twelve snakes.  
 Rosie: I don't like snakes. Let's move on, Dad. \* There're some naughty monkeys.  
 Dad: I like monkeys.  
 Rosie: Me too, Dad. How many monkeys are there?  
 Dad: There are eleven monkeys. \*  
 Rosie: Come and see the pandas, Dad.  
 Dad: OK. They are big and lazy. How many pandas are there, Rosie?

Rosie: There are only two pandas. \* Dad, do you see some huge hippos next to you. Sorry, Dad. I mean elephants.

Dad: Yes, I do. They're lovely! \* One of them is eating bananas and another two are playing with the birds.

Rosie: How relaxing they are! \*

Narrator: This is the end of Part B.

Bobby: Let me see...

Cherry: Where is he? I can hear someone sing in the bathroom.

Bobby: That's Uncle Roy. He is having a shower.

Narrator: Now write number 2. \*

Cherry: Hehe... I like this game! Let's find Grandma now!

Bobby: Go, go, go! Grandma, where are you?

Cherry: I see Grandma. She is watching TV in the living room.

### Revision 3



Narrator: Now write number 3. \*

Bobby: Next, let's find Dad!

Cherry: Dad is not inside the house.

Bobby: Yes, you're right. He is in the garden. I see him water the plants.

Narrator: Now write number 4. \*

Cherry: You're good at this game, Bobby. Who's next?

Bobby: Hmm... can we find our pet bird Tweety?

Cherry: Sure. I know where she is.

Bobby: Hey, wait for me...

Cherry: Here she is. She is drinking water in her cage.

Narrator: Now write number 5. \*

Bobby: Where is our brother John?

Cherry: John! John!

Bobby: John is not at home!

Cherry: Oh... Where is he?

Bobby: I remember! He is swimming in the swimming pool.

Narrator: Now write number 6. \*

Cherry: Can you find Grandma?

Bobby: Yes, he is sleeping in his bedroom. We have to be quiet!

Narrator: Now write number 7. \*

Cherry: Here's the last person. Where is our sister Rachel?

### Track 36

Narrator: Revision 3. Part A. Cherry and Bobby are playing a game. Listen and write the numbers 1-8 in the correct boxes.

Cherry: Bobby, let's play a game.

Bobby: OK.

Cherry: We have to find our family members. See who can find them first!

Bobby: OK.

Cherry: Let's find Mum.

Bobby: I can see Mum... She is cooking in the kitchen.





Narrator: Now write number 1. \*

Cherry: Where is Uncle Roy?

Bobby: Rachel is dancing at school.  
 Cherry: Oh, I see. What a good game!  
 Narrator: Now write number 8. \*  
 This is the end of Part A.

Kenny: Thanks very much! \*  
 Narrator: This is the end of Part B.

**B.**

Name				
Feeling	Julie	Fred	Carmen	Dicky
hungry			✓	
thirsty				✓
hot	✓			
cold				
bored		✓		
Let's ... (Write the letters)	C	A	D	B

**Track 37**

Narrator: Part B. The children are playing at the park. Listen and complete the table.

Fred: Julie, are you alright?  
 Julie: No, I feel very hot.  
 Fred: Do you want to have something cold?  
 Julie: Yes. Let's have ice lollies.  
 Fred: Good idea! \*  
 Julie: Fred, you look bored. Do you want to do something together? \*  
 Fred: Sure. Let's play games.  
 Julie: Let's ask Carmen to play with us too. \*  
 Hey, Carmen. What's wrong with you?  
 Are you hungry?  
 Carmen: Yes, I am, but I have no food.  
 Julie: What do you want to eat? We can go and buy some.  
 Carmen: Let's buy some biscuits. \*  
 Dicky: Kenny, are you alright?  
 Kenny: I'm thirsty, Dicky. I want to have a drink.  
 Dicky: Me too. \* I have some soft drinks. Let's have soft drinks together.