


Text type: **Story**

A story is a piece of writing that describes a series of events. It can be real or fictional, depending on the purpose of the story. It usually contains dialogues between characters to show their feelings and thoughts and to keep the audience interested. A story can be written in the first-person or third-person point of view. Note that the past tense is often used to tell the story, and the present tense is often used in the dialogues.

You are Daniel. You and your friend, Tammy, went to the model boat pool at Victoria Park yesterday. Based on the pictures below, write a story about what happened. Write at least 80 words.



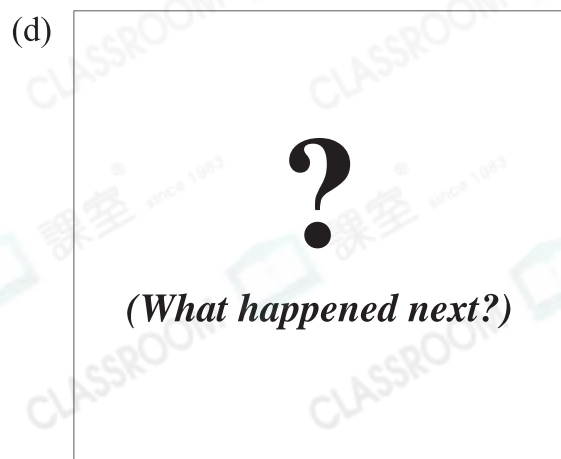
remote-control boat / excited



press / button / fast



stop / crash into / shocked



Step 1

You should read the instructions carefully before starting the writing task. First find out the point of view that you need to write in. Then pay attention to the text type format required. Remember that different text types have different formats.

First-person point of view

Main characters: Daniel ('I') and Tammy

You are Daniel. You and your friend, Tammy, went to the model boat pool at Victoria Park yesterday. Based on the pictures below, write a story about what happened. Write at least 80 words.

Past tense

Four essential elements of a story:
Introduction, Rising Action, Climax and Resolution

Step 2




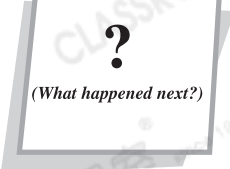
Look at the pictures carefully. Pay attention to the details of each picture and write the correct letters in the boxes. Think about the following questions as you plan your story.

(C) Climax / Conflict

(I) Introduction

(R) Resolution

(RA) Rising Action

<p>(a)</p> 	<ul style="list-style-type: none"> • Where did you and Tammy go? • How did you and Tammy feel? • What did you and Tammy want to do? <input data-bbox="1281 1209 1358 1284" type="checkbox"/>
<p>(b)</p> 	<ul style="list-style-type: none"> • What did you do? • What did Tammy do? • What happened next? <input data-bbox="1281 1435 1358 1511" type="checkbox"/>
<p>(c)</p> 	<ul style="list-style-type: none"> • What did Tammy do? • Where was your boat? • How did Tammy feel? <input data-bbox="1281 1662 1358 1737" type="checkbox"/>
<p>(d)</p> 	<ul style="list-style-type: none"> • How did you and Tammy feel? • What happened to the boy's boat? • What did you and Tammy do? <input data-bbox="1281 1888 1358 1964" type="checkbox"/>

Step 3

Look at the pictures on p.2 again and answer the guiding questions in the table below. Then write your own story on a separate piece of paper.

Introduction (Picture A): talk briefly about **the incident**

What did you do? _____

Where did it happen? _____

When did it happen? _____

Who was with you? _____

How did you feel? _____

Rising Action (Picture B): talk about **events that happened after the introduction**

What did you do? _____

What did Tammy do? _____

What happened next? _____

Climax / Conflict (Picture C): tell the **problem(s) that the character(s) faced**

What did Tammy do? _____

Where was your boat? _____

How did you feel? _____

Resolution (Picture D): tell **how the character(s) solved the problem(s)** and the **ending** of the incident

What happened in the end? _____

How did you feel? _____

What did you do? _____

What have you learnt? _____



More Writing Tips

- ★ Use **connectives** to link up ideas between sentences and paragraphs (e.g. ‘**because / as**’ to give reasons and ‘**so**’ to show results).
- ★ Use a **dialogue** to make a story livelier and more interesting. To make it sound more natural, the language used can be informal.

Useful Vocabulary and Phrases

excited	burst into tears	remote-control boat	sorry
careful	apologise	broken	crash into
press	button	speed	suddenly
			shocked
			sad

Go through the writing evaluation list below to find out if you have written the story properly. Circle the correct faces and count the number of smiley and sad faces you’ve got.

My Writing Evaluation List

😊 Spell all the words correctly	😞 Have made a few spelling mistakes
😊 Use the cue words provided under the pictures in the story	😞 Cue words provided are not used in the story
😊 Separate the ideas into paragraphs	😞 Ideas are unorganised or unclear
😊 Use the past tense to write about the events of the story and the present tense to write the dialogues	😞 Use the wrong tenses to write the story
😊 Give reasons to elaborate on ideas	😞 Lack further elaborations
😊 Use direct speech to show what the characters involved said	😞 Lack dialogues or interactions between characters
😊 Use the appropriate adjectives to describe the characters’ feelings	😞 Lack descriptive vocabulary
😊 Use complex sentence structures	😞 Use simple sentence structures