



Text type: **Diary Entry**

A diary entry is a piece of writing that records certain events that happened on a day. It is written in the first-person point of view, so the events are described based on the writer's personal feelings and thoughts. Note that the past tense is used while talking about the conditions or actions in the past, and the past continuous tense is used while talking about an event that lasted for a period of time in the past. However, some personal feelings and thoughts can be written in the present tense.

You are William. You and your sister, Selina, played a video game at home last Saturday. Based on the pictures below, write a diary entry about what happened. Write at least 80 words.



fighting game / controller



excited / swing / air



walk by / hit



Step 1

You should read the instructions carefully before starting the writing task. First find out the point of view that you need to write in. Then pay attention to the text type format required. Remember that different text types have different formats.

First-person point of view

Main characters: William ('I') and Selina




You are William. You and your sister, Selina, played a video game at home last Saturday. Based on the pictures below, write a diary entry about what happened. Write at least 80 words.

Past tense

Diary entry format:
On the top left corner, state the date and the day 'Saturday'.
On the top right corner, state the weather of the day.

Step 2

Look at the pictures provided carefully and pay attention to the details of each picture. Think about the following questions as you plan your writing. Think up an ending and fill in the blanks with the correct words.

(a)		<ul style="list-style-type: none"> • Where were you and Selina? • What were you and Selina doing? • How did you and Selina feel?
(b)		<ul style="list-style-type: none"> • What did Selina do? • What did you do? • What happened to the controller?
(c)		<ul style="list-style-type: none"> • Where was the controller? • What was Dad doing? • How did you feel? <div style="border: 1px dashed gray; border-radius: 10px; padding: 5px; font-size: small; margin-top: 10px;"> <p>Always talk about your feelings and reflections in a diary entry.</p> </div>
(d)	<div style="border: 1px solid gray; padding: 10px; width: 80px; margin: 0 auto;"> <p style="font-size: 2em; text-align: center;">?</p> <p style="font-size: small; text-align: center;">(What happened next?)</p> </div>	<p>Think up a logical and interesting ending based on the events that happened:</p> <p>_____ was _____ by the controller... _____, _____.</p>

Step 3

Look at the pictures on p.2 again and answer the guiding questions in the table below. Then write your diary entry on a separate piece of paper.

Introduction (Picture A): talk briefly about **the incident**

What did you do? _____

Where did it happen? _____

When did it happen? _____

Who were with you? _____

How did you feel? _____

Rising Action (Picture B): talk about **events that happened after the introduction**

What did Selina do? _____

What did you do? _____

Where was the controller? _____

Climax / Conflict (Picture C): tell the **problem(s) that the character(s) faced**

What was Dad doing? _____

What happened next? _____

How did you feel? _____

Resolution (Picture D): tell **how the problem(s) is / are solved** and the **ending** of the incident

What happened in the end? _____

How did you feel? _____

What did you do? _____

What have you learnt? _____



More Writing Tips

- ★ Use certain **adjectives and prepositions (afraid of, nice to, crazy about etc.)** to describe the feelings of the subjects towards the objects.
- ★ Use **modal verb ‘should’** to talk about something that is right to do and **‘should not / shouldn’t’** to talk about something that is wrong to do.
- ★ Elaborate on ideas by **describing what you did** and **explaining why you did it or why you felt a certain way.**

Useful Vocabulary and Phrases

controller	game role	fighting game		player
walk by		force	in the air	swing
avoid	apply	ointment	seriously	be crazy about

Go through the writing evaluation list below to find out if you have written the diary entry properly. Circle the correct faces and count the number of smiley and sad faces you’ve got.

My Writing Evaluation List

Write the date, day and weather	Use the wrong format for the diary entry
Spell all the words correctly	Have made a few spelling mistakes
Write in paragraphs and show the order of events clearly	The events are unorganised or the order is unclear
Use the past tense to write about the events in the diary entry	Use the wrong tenses to write the diary entry
Give reasons to what happened	Lack further elaborations
Use suitable adjectives and prepositions to describe the feelings of the subjects towards the objects	Use wrong adjectives and prepositions to describe the states of the subjects
Use complex sentence structures	Use simple sentence structures