

# 1

## Cooking Fun

Adverbs of Sequence + Object Pronouns –  
it / them

Date:

Grade:

How do we make  
whipped cream, Mum?



**Then** put the sugar into the  
bowl. Mix **them** together.



**Then** put the bowl over your  
head. The cream is ready when  
**it** doesn't fall on your head!



**First** pour the cream into the bowl.



## Grammar Explained

a) We use **adverbs of sequence** to show the order of actions or activities.

**First** put the beans and mushrooms into the pan.

**Then** fry them for three minutes.

b) We use the object pronouns **'it'** to talk about a piece of food and **'them'** to talk about two or more pieces of food.

Take out a pear. Cut **it** in half.




Cut the potato slices into pieces. Put **them** on the tray.



**A** Mr Kim is giving Cody and Connie some fruit. Write the correct letters on the plates.



a banana



pieces of  
banana



a strawberry  
and  
a blackberry



pieces of  
apple



half a kiwi



it



them



**B** Mrs Kim is reading a recipe. Circle the correct answers.

## Fruit Punch







You need an apple, some strawberries, some grapes, a cup of orange juice and a cup of pineapple juice.



### Steps:

- \* First pour some orange juice and pineapple juice into a large bowl and mix **1** it / them together.
- \* Pour the mixed juice into a glass and put some ice in **2** it / them.
- \* Wash the apple, strawberries and grapes. Cut **3** it / them into small pieces. Then put **4** it / them into the glass.
- \* Slice open the bottom half of a strawberry and put **5** it / them on the edge of the glass.
- \* Your fruit punch is ready! You can share **6** it / them with friends.

**C** Mr Kim and Connie are making a sandwich. Complete the steps with 'first', 'then', 'it' or 'them'.

 <p>① _____ put a slice of cheese on a piece of bread.</p>	 <p>Put some butter into a pan and heat ② _____.</p>	 <p>Fry a piece of ham. ③ _____ put it on the cheese.</p>
 <p>Wash a big mushroom. Cut it into pieces and fry ④ _____ in the pan.</p>	 <p>⑤ _____ put the mushroom pieces on the ham.</p>	 <p>Put another piece of bread on top. The sandwich is ready. Enjoy ⑥ _____!</p>



## Proofreading

**D** Underline the mistakes in the numbered lines and write the correct answers on the lines.

1. ● First take out a piece of bread. Put them into a toaster to make toast. 1. \_\_\_\_\_
2. ● Spread some butter on the toast. You can add honey to them as well. 2. \_\_\_\_\_
3. ● Peel a banana. First cut it into slices and put 3. \_\_\_\_\_
4. it evenly on the toast. 4. \_\_\_\_\_
5. ● Scoop out some vanilla ice cream with a spoon. Them put it in the middle of the toast. 5. \_\_\_\_\_



# Daily Life Grammar



**E** Mr Kim is making a snack for the family. Complete the recipe with the given words.

first then

it them

## Chicken Nuggets with Garlic Sauce



<b>Ingredients:</b>	500 g chicken meat
1 egg	60 g flour
4 garlic cloves	50 g butter
140 g breadcrumbs	150 g sour cream

### For the chicken nuggets:

- ① \_\_\_\_\_ preheat the oven to 200°C.
- ② \_\_\_\_\_ cut the chicken meat into 4 cm x 4 cm pieces.
- Crack an egg into a bowl. Beat ③ \_\_\_\_\_ well. Also, prepare a plate of flour and a plate of breadcrumbs.
- Put a thin layer of flour on the chicken pieces. ④ \_\_\_\_\_ dip the chicken pieces into the egg. Lastly cover ⑤ \_\_\_\_\_ with breadcrumbs.
- Put the chicken pieces on a baking tray. Bake ⑥ \_\_\_\_\_ for 12 minutes.

### For the garlic sauce:

- ⑦ \_\_\_\_\_ take the butter from the fridge. Melt ⑧ \_\_\_\_\_ in a hot pan.
- Put the garlic cloves into the pan. Cook ⑨ \_\_\_\_\_ until they are soft.
- Turn off the stove and add the sour cream to the pan. Mix the butter, garlic and cream together. Wait for the mixture to cool down. Then pour ⑩ \_\_\_\_\_ into a small bowl.