

9 Let's Get Creative

Adverbs of Sequence + used for / made of

Date:

Grade:

What are you building?

It's a house **made of** candies.

Why are you making this?
Is it **used for** attracting cockroaches?

I make this for you. It's your birthday present.

Oh! Can you make a bigger one?



Grammar Explained

a) We use **adverbs of sequence** to talk about the order of a series of actions.

First

fold the cardboard.

Next / After that / Then

paint the cardboard.

Finally

stick flowers onto the cardboard.

b) We use **'used for'** to talk about the functions of tools.

The glue is **used for** sticking things together.

c) We use **'made of'** to talk about the materials of things.

The crayons are **made of** wax.



Helpful Tips

We use gerunds after 'used for'.

✗ The wardrobe is **used for keep** clothes.

✓ The wardrobe is **used for keeping** clothes.

A Connie is making a pudding. Rearrange the steps in the correct order. Write the numbers on the lines.

- _____ Finally bake the pudding mixture for 20 minutes.
- _____ First beat the eggs before you add them into the vanilla extract and sugar.
- _____ After that put the pudding mould into the oven.
- _____ Next pour some warm milk into the mixture. Mix well. Then pour the mixture into the pudding mould.



B Mr Kim is teaching Cody and Connie how to make something. Complete the instructions with the given words.

First Next After that Then Finally

cook cut decorate fill wash wait put stick tape

Making a shaker:

- e.g. _____ First cut _____ two circles from a piece of cardboard.
 - ① _____ one of the circles onto one end of a cardboard tube with tape.
 - ② _____ the cardboard tube with beans or rice.
 - ③ _____ another circle onto the other end of the cardboard tube.
- Now you have made a shaker.
- ④ _____ the shaker with coloured paper or markers.

Making blueberry jam:




- ⑤ _____ the blueberries with running water.
- ⑥ _____ the blueberries, sugar, water and lemon juice in a blender and blend them.
- ⑦ _____ the mixture in a pot for a few minutes.
- ⑧ _____ for the jam to cool down before pouring it into a jar.





C Mr Kim is reading a leaflet about different kitchen tools. Read the table and complete the leaflet with the help of the given words.

be used for

be made of


Object	Material	Function
peeler 	metal	remove the skin of fruit and vegetables
can opener 	plastic and metal	open cans
chopsticks 	wood	pick up and mix food

A peeler is ① _____ metal. It is ② _____ removing the skin of fruit and vegetables. A can opener ③ _____ plastic and metal. It ④ _____ ⑤ _____ cans. Chopsticks  ⑥ _____. They  ⑦ _____, especially Asian food.



Proofreading

D Underline the mistakes in the numbered lines and write the correct answers on the lines.

- Today, we are making a key chain. It is made by clay. 1. _____
- It is used to keeping your keys together. First use a cookie 2. _____
- cutter to cut the clay into the desired shape. Finally  3. _____
- bakes the clay in the oven. Ask an adult to help you 4. _____
take out the clay because it is very hot after baking.
- First attach a key ring to the cooled shape. 5. _____



Daily Life Grammar

E Mr Kim is making some snacks for Jojo. Complete the recipe with the help of the given words.

used for made of

First Next After that Then Finally

SWEET POTATO FRIES

Ingredients:



1 sweet potato 1 tablespoon of coconut oil some cinnamon powder

Steps:

- ◆ ① _____ wash and peel the sweet potato.
- ◆ ② _____ cut the sweet potato into long slices.
- ◆ ③ _____ mix the potato slices with the coconut oil and cinnamon powder.
- ◆ ④ _____ put the slices on a baking tray. Bake them in the oven at 425°F for 15 minutes.
- ◆ ⑤ _____ flip the slices over and bake them for another 10 minutes.



Tips:

- This snack is made with sweet potatoes, so it is safe for dogs to eat.
- You can try this recipe when your dogs want something different. It can be ⑥ _____  ⑦ _____ (reward) them when they have done something good!
- The cinnamon powder is ⑧ _____  ⑨ _____ (add) flavour to the fries. If you don't have it, you can use ginger instead.
- The oven tray is ⑩ _____ metal so it can get very hot after baking. Remember to use oven gloves when you take it out.