

2 Having Good Manners

Adverbs of Manner

Date:

Grade:

Your dog looks smart.
Does it behave **well**?



Jojo is such a good dog. It eats **quietly** and walks **gently**.



But sometimes it barks **loudly** and **angrily**.



Grammar Explained

- a) We use **adverbs of manner** to describe verbs. We use them to give more information on how actions happen. We usually put them after the verbs or the objects.

Cody talks **loudly** on the phone.

Jojo is waiting for Connie **patiently**.

- b) Some adverbs of manner are opposite in meanings.

quickly ↔ **slowly**

happily ↔ **sadly**

softly ↔ **loudly**

politely ↔ **rudely**

early ↔ **late**

quietly ↔ **noisily**



Helpful Tips

Not all adverbs of manner end in '-ly'.

e.g. John runs **fast** in the race.

e.g. The students work **hard** for the exam.

A Connie is writing some rules. Put a '✓' in the correct box in the sentences.

quickly

quickly

1. We should go back to the classroom after recess.

hard

hard

2. We must study for the dictations and exams.

patiently

patiently

3. We must wait for our turns in the computer room.

late

late

4. We should not hand in our homework.



B Mrs Kim is talking about her family. Circle the correct answers.

Mr Kim is considerate. He seldom speaks ① softly / loudly in public because he thinks that talking ② noisily / quietly is annoying.



Cody is naughty. He does not dress ③ untidily / tidily in his school uniform. He never waits ④ patiently / impatiently at the bus stop. He writes ⑤ messily / neatly too.

Connie is a good girl. She always arrives home ⑥ early / late, talks ⑦ politely / rudely on the phone and finishes her homework ⑧ slowly / quickly.



C Cody is reading a poster about good manners in the train station. Complete the poster with the correct form of the given words.

BE A GOOD PASSENGER



- ‡ Follow the instructions from the staff ① _____ (strict).
- ‡ Wait ② _____ (patient) at the doors when passengers get off the train.
- ‡ Mind the platform gap. Step ③ _____ (careful) on and off the train.
- ‡ Do not push others ④ _____ (rude) when you get on and off the train.
- ‡ Do not play music ⑤ _____ (loud) or talk on the phone
 ⑥ _____ (noisy).
- ‡ Do not walk ⑦ _____ (quick) on the escalators because it is dangerous.
- ‡ Respect others and behave  ⑧ _____ (good) at all times.



Proofreading

D Underline the mistakes in the numbered lines and write the correct answers on the lines.

We should always have good manners. At school, you

- | | |
|---|--|
| 1. should speak polite to your teachers. It is not good | 1. _____ |
| 2. to speak loud to others. Play with your classmates | 2. _____ |
| 3. nice. At home, you can be good children by finishing | 3. _____ |
| 4. your homework late. Lastly, don't forget to work |  4. _____ |
| 5. hardly for your dictations and exams. |  5. _____ |



Daily Life Grammar



E Cody is reading a notice on the school noticeboard. Complete the school notice with the given words.


cross speak talk wait walk


quietly nicely early carelessly loudly well happily fast patiently


Little Dragon Primary School



Dear Students,

I have noticed that some of you are not behaving  ① _____ in school. I have also received some complaints from people outside the school. I want to remind you to act properly as a Little Dragon student.

- ◆ Do not fight with your schoolmates. Enjoy your recess time and play with one another ② _____.
- ◆ It is not nice to bully other schoolmates. You should treat one another ③ _____.
- ◆ It is improper to ④ _____ ⑤ _____ in the school library.
- ◆ It is dangerous to ⑥ _____  ⑦ _____ in the crowded staircase.
- ◆ Do not ⑧ _____ the road ⑨ _____. You should always ⑩ _____ ⑪ _____ for the green light.
- ◆ When travelling on public transport, ⑫ _____ ⑬ _____ to your friends.

Follow the above reminders and stay out of trouble. If you have any problems, you can come to my office  ⑭ _____ in the morning. I am free before school starts.

The Principal
Mr Lau

