

# Unit 10 Description (Things)

## Part 1 In-depth Reading



Suggested reading time: 10 mins

Eddie joins the school fashion week. He is talking about he and his friends' clothes.

Title

### Lovely Clothes


Look at Sandy's skirt. Her skirt is purple. There is a big bow. It is beautiful.



Look at Ken's jeans. His jeans are blue. There are two square patches. They are trendy.



Look at Ann's shoes. Her shoes are pink. There are some white beads. The beads are like raindrops. They are pretty.



Look at my T-shirt. It is white. There are some colourful monsters. The monsters are like vegetables. They are funny.



### Main idea

Talk about ONE main idea in each paragraph, e.g. Eddie's T-shirt in paragraph 4

### Colour(s)

What colour is it / are they?

### Details

- Describe the small things on it
- Talk about their:

number

size

shape

colour

e.g. two big square patches

### LEARN THIS SKILL

We can use *similes* to tell how two things look alike, e.g. beads → raindrops



### Descriptive words (Adjectives)

What do you think about something? e.g. The dress is pretty.

### Choose the Best Answers circles

1. What is paragraph 1 about?

- A. A big bow                       B. Sandy's skirt  
 C. Ken's jeans                       D. Eddie's shirt

2. Which picture shows Ann's shoes?

- A.        B.        C.        D. 

### Answer the Questions in Short

3. What is purple?

---

4. What does Eddie think about Ken's jeans?

---

5. How many similes are there in this description?

---

### Know More about the Structure

Write the correct letters in the circles to show different parts of a description.

6. Look at my jacket.

A. Simile

7. It is white and blue.

B. Colours

8. There are some numbers and letters.

C. What Eddie thinks about it

9. It is like a baseball jacket.

D. Details

10. It is cool.

E. Main idea

## Part 2 Fun Text Grammar



Suggested finishing time: 5 mins



### Magic Grammar Points

We use **possessive adjectives** to tell whom something belongs to.

I → <b>my</b>	You → <b>your</b>	We → <b>our</b>	They → <b>their</b>
He → <b>his</b>	She → <b>her</b>	It → <b>its</b>	

**Ex.** Circle the correct answers to complete what Chloe says.

I have a pink jacket. ① ( It / My ) jacket is beautiful.

② ( My / I ) mum has a green T-shirt. ③ ( She / Her ) T-shirt is pretty. My father and I have brown boots. ④ ( Our / We ) boots are old.



### Practical Sentence Patterns

We use ' **Look at** + (somebody)'s + **noun** ' to draw people's attention to something.

e.g. **Look at Sam's sweater.** It is new.

**Look at his shoes.** They are old.

We can put possessive adjectives (e.g. 'his') or possessive nouns (e.g. 'Sam's') before the nouns.

**Ex.** Mimi is talking about some clothes. Complete what she says with 'Look at ...' and the correct words.

Fifi and Kaka have two belts. ① \_\_\_\_\_

\_\_\_\_\_ belts. Kaka's belt is black. ② \_\_\_\_\_

belt is brown. Fifi also has a pair of jeans. ③ \_\_\_\_\_

\_\_\_\_\_ jeans. ④ \_\_\_\_\_ jeans are blue.

They are trendy.



# Part 3 Getting to Write

 Suggested finishing time: 10 mins

## Brain Boost

Eddie is writing about his friends' accessories. Look at the pictures and help him complete the tables with the words given.


butterfly

candies

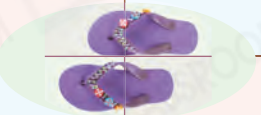
beads

flower

### Chloe's hat

<u>Colour(s)</u> <i>brown, purple</i>	<u>Details</u> <i>a big</i> 1. _____
	
<u>Simile</u> <i>like a</i> 2. _____	<u>Descriptive word (Adjective)</u> <i>lovely</i>

### Smartie's sandals

<u>Colour(s)</u> <i>purple</i>	<u>Details</u> <i>some round</i> 3. _____
	
<u>Simile</u> <i>like</i> 4. _____	<u>Descriptive word (Adjective)</u> <i>cute</i>

## Let's Practise

Help Eddie complete the description with the help of the tables.

Look at Chloe's hat. ① \_\_\_\_\_ hat is ② \_\_\_\_\_ and purple. There is ③ \_\_\_\_\_. The flower is ④ \_\_\_\_\_. It is ⑤ \_\_\_\_\_.

Look at ⑥ \_\_\_\_\_ sandals. His sandals are ⑦ \_\_\_\_\_. There are some ⑧ \_\_\_\_\_. The beads are ⑨ \_\_\_\_\_. They are ⑩ \_\_\_\_\_.

