

Unit 1 Postcard



Part 1 In-depth Reading



Suggested reading time: 10 mins

Chloe is writing a postcard to her cousin Sally.

Greeting

Dear Sally,

I'm enjoying my holiday in Hong Kong. My family and I are now in Happyland in Sunny Bay. It's fun! Can you see the photo of Mary Mouse on the back?

Now we're having tea at a café in the theme park. Mum is reading a magazine. Dad is drinking coffee. Eddie is eating a meat pie. I'm having fruit tea and writing to you.

I want to bring you here when you come to Hong Kong next week. See you soon!

Love,
Chloe

14th July 20XX



To

Sally Chang

5 Kent Street

New York

USA

Date

When do you write the postcard?

Stamp

Show where you are

Receiver

Who can get the postcard?

Address

Where does the receiver live?

Body

Write about:

1. Where is the sender? Why?
2. How is the place?
3. What is (are) the sender (and others) doing now?

Closing & Sender

Write a short closing, e.g. 'Best,' 'From,' or 'Love,' above your name

Ending paragraph




What is going to happen later?

LEARN THIS SKILL

There is little space on postcards. To keep our messages brief, we can use *phrases* and *short forms*, e.g. 'Greetings from HK! We're (=We are) having fun.'

ABC Choose the Best Answers

1. Which photo is shown on the back of this postcard?

- A. 
 B. 
 C. 
 D. 

2. Chloe is _____ at the moment.

- A. at home
 B. in a shopping mall
 C. in New York
 D. in a theme park

? Answer the Questions in Short

3. Who gets the postcard? _____

4. Where does Sally live? _____

5. Before sending the postcard, what does Chloe put on it? _____

🔍 Know More about the Structure

Match the content to the correct part of a postcard.

A. Greeting

B. Receiver's address

C. Date

D. Closing

E. Ending paragraph

F. Body

6. I want to visit you in summer. See you later!

7. Dear Emily,

8. I'm sunbathing at Bondi Beach. It's sunny.

9. From,

10. 23rd July 20XX

11. 238 King's Road, North Point


Part 2 Fun Text Grammar


 Suggested finishing time: 5 mins

Magic Grammar Points

We use the **present continuous tense** to show an action taking place at the time of speaking.

subject	'be'	'-ing'	object
	(an action)		
I	am	eating	an apple.
He / She / It	is		
We / They / You	are		

 We can use the present continuous tense with words like 'now', 'Listen!' and 'Look!'.

Ex.  Form correct sentences in the present continuous tense.

1. Eddie / play video games


2. I / sing a song / now

3. Chloe and I / cook dinner

Practical Sentence Patterns

We can use '**See you** + **later** !' or '**See you** + **soon** !' to end a postcard or a conversation.

e.g. I'm leaving now. **See you later!** **In a short time**
I'm coming tomorrow. **See you soon!**

 'See you later' also means 'goodbye'.

Ex.  Draw lines to complete what the children say.



I'm coming back. •

• See you later!



I'm leaving school. •

• See you soon!



Part 3 Getting to Write



Suggested finishing time: 10 mins



Brain Boost

Sally is writing a postcard to Chloe. Match the questions to the answers to find out what she is going to write.

1. Where is Sally? Why?



A. Beautiful.

2. How is the place?



B. Shopping.

3. What is she doing now?



C. Meet Chloe in Hong Kong.

4. What is she going to do later?



D. On holiday in London.



We usually write a postcard during a trip.



Let's Practise

Help Sally complete the postcard.

Dear ① _____,

② _____ (=I am) spending my holiday in

③ _____. My friend and I ④ _____
_____ (shop) in Regent Street. It's ⑤ _____!

Now we're having lunch in a famous restaurant. My friend Anna ⑥ _____ (have) chocolate milkshake. I ⑦ _____ (drink) a glass of juice. We ⑧ _____ (eat) fish and chips!

I can't wait to meet you in Hong Kong! ⑨ _____

_____!

Love,

⑩ _____

PUT A STAMP
HERE

To

Chloe Chiu

Flat H, 12/ F,

Block 5,

Starry Garden,

Wan Chai,

Hong Kong