

# Unit 12 Caption



## Part 1 In-depth Reading



Suggested reading time: 10 mins

Eddie is reading his friend Jimmy's photo album.


### *Jimmy's Summer Photo Album*



I am fishing with Dad in Blue River. The weather is sunny. We are wearing caps.



The girls are paddling. Amy is excited. Zoe is excited too. They are saying, 'Off we go!'



Joey is climbing up the rope ladder. Watch out, Joey!



My brother Leo is making soup. He is a great cook!



Look! Our class is in a night camp. We are singing! We are happy. Miss Kelly is happy too!

Album title

Photos

Captions

- You can write about:
  - What are the people doing or saying?
  - When and where do you take the photos?
  - What is the extra information you want to tell?
- Often in the present continuous tense, e.g. 'We are playing tic-tac-toe.'

### LEARN THIS SKILL

We can use short sentences, such as 'Look!' and 'Watch out!' to get readers to look at the photos.

### USEFUL TIP

We use 'too' to talk about how we share the same feeling.

e.g. He is hungry. I am hungry too.

### ABC Choose the Best Answers

- These photos and captions are about \_\_\_\_\_.
  - A. Eddie's family
  - B. Eddie's summer activities
  - C. Jimmy's class activities
  - D. Jimmy's summer activities
- Which of the following can Eddie know from the captions?
  - A. Joey can make soup.
  - B. Jimmy goes on a day camp with his class.
  - C. Jimmy and his friend are fishing in the river.
  - D. Amy and Zoe are saying 'Off we go!' on the kayak.

### ? Answer the Questions in Short

- Jimmy is fishing. What is he wearing? \_\_\_\_\_
- What is Jimmy's class doing in the photo? \_\_\_\_\_
- Who goes camping with the children? \_\_\_\_\_

### 🔍 Know More about the Structure

Which of the following can we find in a caption? Tick (✓) the correct circles.

- |  |                       |
|--|-----------------------|
| 6. Repeated sentences, e.g. 'It is fun! It is fun!'                                  | <input type="radio"/> |
| 7. Sentences in the present continuous tense, e.g. 'Sam is swimming with a dolphin.' | <input type="radio"/> |
| 8. Short sentences, e.g. 'Look!'   | <input type="radio"/> |
| 9. Greetings, e.g. 'Hi, Sam. Good afternoon!'  | <input type="radio"/> |
| 10. Information about a photo, e.g. 'We are at Tai O Beach.'                         | <input type="radio"/> |

## Part 2 Fun Text Grammar


 Suggested finishing time: 5 mins

### Magic Grammar Points

We can use the **present continuous tense** to show actions taking place in pictures or photos.



subject	'be'	'-ing'	object
Mr Brown	is	riding	a lawnmower.
		cutting	grass.


 ride → riding  
(delete the '-e')

cut → cutting  
(double the last consonant)

**Ex.** Fill in the blanks with the correct form of the verbs given.

Look! Emily and her mum 1. \_\_\_\_\_ (cook). They  
2. \_\_\_\_\_ (wash) the cabbage. Emily 3. \_\_\_\_\_  
\_\_\_\_\_ (put) the cabbage under running water. Her mum  
4. \_\_\_\_\_ (smile). She 5. \_\_\_\_\_ (be) happy.



 'Be' is not an action but a state so do NOT write 'be' in the '-ing' form.

### Practical Sentence Patterns

We can use '**with** + (somebody) ' to show that people do or are doing something together.

e.g. I play football **with Tom**.  
Chloe is reading a book **with Miss Bell**.

**Ex.** Write the numbers in the brackets. Rearrange the words to form correct sentences.

1. Mum ( ) We ( ) dinner ( ) and Dad. ( ) with ( ) have ( )  
( ) ( ) ( ) ( ) ( ) ( )

2. are ( ) children ( ) ball games ( ) with ( ) The ( ) playing ( ) Mr Lee. ( )  
( ) ( ) ( ) ( ) ( ) ( ) ( ) ( )

# Part 3 Getting to Write



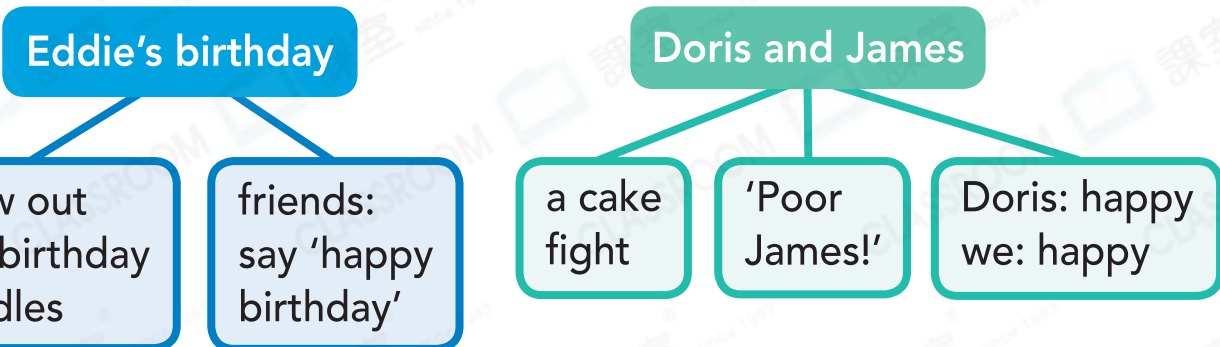
Suggested finishing time: 10 mins

Unit 12



## Brain Boost

Eddie is writing captions for some photos. Read the information.



## Let's Practise

Complete the captions with the words given.

### I'm a Birthday Star!

too	Look	with	is having	are saying
with	am having	are	am blowing	is laughing



I **1** \_\_\_\_\_ a party at Kids' Café **2** \_\_\_\_\_ my friends. I **3** \_\_\_\_\_ out the candles on the birthday cake. My friends **4** \_\_\_\_\_ 'happy birthday' to me!

**5** \_\_\_\_\_ ! James **6** \_\_\_\_\_ a cake fight **7** \_\_\_\_\_ Doris. His face is dirty. Poor James! Doris **8** \_\_\_\_\_. She is happy. We **9** \_\_\_\_\_ happy **10** \_\_\_\_\_ !