

Unit 2 Description (A Person)

Part 1 In-depth Reading

 Suggested reading time: 10 mins

Chloe is writing about her class teacher.

My Class Teacher

This is Miss Bell.

She is my class teacher.

She is a good teacher.

Miss Bell is tall.


Her eyes are big.

She is beautiful.

We read stories with Miss Bell.

We sing songs with her.

Miss Bell is great!



Title

Tell what the description is about

Capital (BIG) letters

CAPITALISE the first letter of:

- each word in the title
- each sentence
- each word in names

Paragraph 1

Who is the person?

Paragraph 2

How does he / she look?

Paragraph 3

What do you do with him / her?

Descriptive words

- What do you think about him / her?
- Use words like 'beautiful', 'good', 'nice', etc.

USEFUL TIP

We can use 'This is' to introduce a person.

e.g. This is Mr Au.



ABC Choose the Best Answers

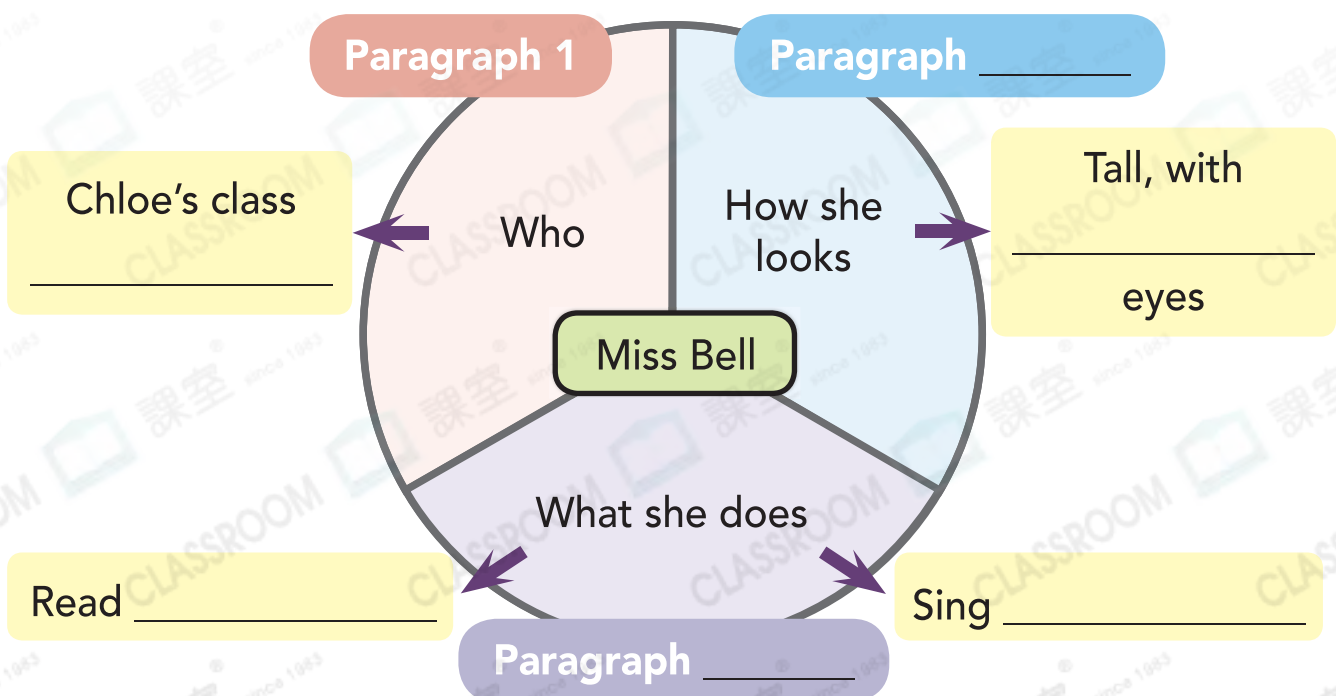
- Who is Miss Bell? Paragraph(s) _____ can tell us.
 - A. 1
 - B. 2
 - C. 3
 - D. 2 and 3
- Which sentence can Chloe put in paragraph 2?
 - A. 'I like Miss Bell.'
 - B. 'She has a round face.'
 - C. 'We play games together.'
 - D. 'She is my English teacher too.'

? Answer the Questions in Short

- What is the title of this description? _____
- How many sentences are there in each paragraph? _____
- Find a descriptive word in paragraph 3. _____

🔍 Know More about the Structure

Fill in the blanks with the words from the description.



Part 2 Fun Text Grammar









Suggested finishing time: 10 mins



Magic Grammar Points

a We can use **subject pronouns** to refer to somebody.

I 	We 	They 
He 	She 	It 

Ex. Who is Smartie talking about? Draw lines to match the sentences.



1. Mr Lee is my class teacher.

2. Jack and I are monitors.

3. Ann and Tom are classmates.

•
•

•
•

•
•

A. They are in Class 1A.

B. He is kind.

C. We help the teachers.

b We can use the verb 'to be' ('is / am / are') and **descriptive words** to talk about people or things.

singular (one)	The girl	is	beautiful.
plural ('-s' shows more than one)	The games	are <u>not</u>	fun.



We can add 'not' after 'is / am / are' to show the opposite meaning.

Ex. Complete what Chloe says with the correct form of the verb 'to be' and the words given.

Grandma 1. _____ (thin). She 2. _____

(not young). Her eyes 3. _____ (small). She can

make cupcakes. Her cupcakes 4. _____ (yummy).






Practical Sentence Patterns

We can use '(Somebody) + is + my / our' to tell who somebody is.

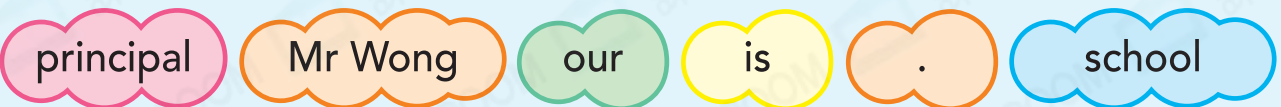
e.g. Miss Bell is my class teacher.

Mr Lee is our school caretaker.

Ex. Write the numbers on the lines to put the words in the correct order.

1. 

_____ 1 _____

2. 




Amazing Vocabulary

Ex. Colour the people we can see at school.


1 caretaker



2 school principal




3 grandfather



4 class teacher



4 class monitor



6 mother



Part 3 Getting to Write

 Suggested finishing time: 15 mins

Brain Boost

Chloe is going to write about her brother Eddie. Look at the flowchart below and fill in the blanks with the correct words.

look

do

Who

Eddie

short

play

Paragraph 1



1 _____
is this?

2 _____

my elder brother

kind

Paragraph 2



How does Eddie
3 _____ ?

thin

4 _____
hair

sporty

Paragraph 3



What does Eddie
5 _____
with me?

6 _____
ball games

do puzzles
every day

friendly



Let's Practise

Chloe is writing about her brother Eddie. Follow the instructions in the box to help her complete the description.

My Elder Brother



This is Eddie.

He is my **1** _____.

He **2** _____ a kind boy.



Eddie **3** _____ thin.

His hair is **4** _____.

He is **5** _____.



We **6** _____ ball games together.

We do **7** _____ every day.

Eddie is **8** _____.



TEXT-TYPE CHALLENGE!

1. **Circle** all the **CAPITAL LETTERS** in the description.
2. Which line **introduces** Eddie? **Underline** it.
3. Write the letters in the boxes:
 - A. How Eddie looks
 - B. Things to do with Eddie
 - C. Who is Eddie?
4. Fill in the blanks with the correct words from the flowchart.
5. Which word means 'Eddie and I'?
He / His / This / We
(*Circle the answer.*)
6. Find **THREE** words to describe Eddie.
kind / naughty / sporty / quiet / friendly / fat
(*Circle the words.*)