

# Unit 3 Comic Strip

## Part 1 In-depth Reading



Suggested reading time: 10 mins

What happens to Eddie at school today? Read the comic strip.

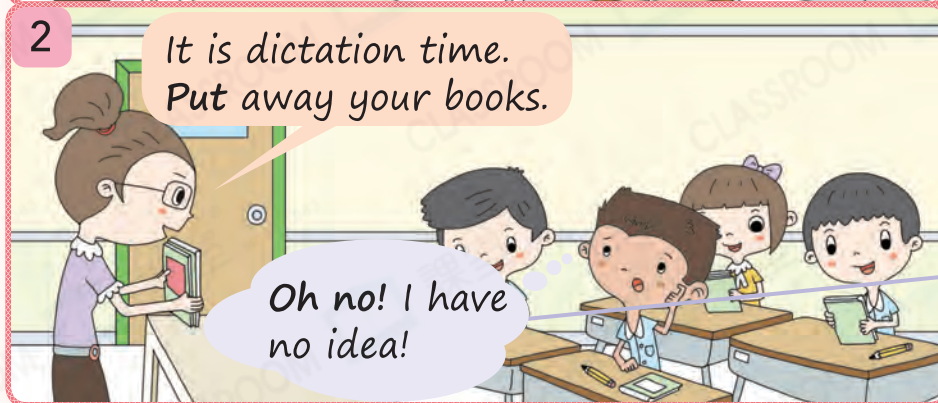


### Caption(s)

Tell the time, place and other information


### Characters

People in the story, e.g. Eddie and Miss Chan



### Thought bubble(s)

What do(es) the character(s) think?



### Speech bubbles

What do the characters say?

### LEARN THIS SKILL

There is a 'problem' in every story. It means something goes wrong, e.g. Eddie forgets to revise for the dictation!



### What to do then?

Need to make things right

## ABC Choose the Best Answers

1. Eddie thinks 'Oh no!'. How does he feel?

A.



B.



C.



D.



2. In Picture 4, what is Miss Chan saying?

- A. 'Let's do the dictation now.'
- B. 'Let's play a spelling game first.'
- C. 'Close your books now, class.'
- D. 'Come and see me after school, Eddie.'

## ? Answer the Questions in Short

3. Where is Eddie? \_\_\_\_\_

4. Who is Eddie's English teacher? \_\_\_\_\_

5. Which picture shows Eddie is thinking? \_\_\_\_\_

## 🔍 Know More about the Structure

What happens to Eddie at school? Fill in the blanks with the words from the comic strip.

What is wrong?

Eddie does not 7. \_\_\_\_\_  
at home. He cannot spell the words!

What happens?

Miss Chan is giving  
the class a  
6. \_\_\_\_\_.

What to do?

Miss Chan plays a game with the  
8. \_\_\_\_\_ as a quick  
revision. Everyone is happy.

## Part 2 Fun Text Grammar



Suggested finishing time: 10 mins



### Practical Sentence Patterns



'Don't' = 'Do not'

**a** We can use ' **Don't** ' to tell people not to do something.

e.g. **Don't** open the window. (= Keep the window closed.)

**Ex.** / Rearrange the words below to form sentences.

1. close Don't door. the

2. in talk class. Don't

**b** We can use ' **Let me** ' or ' **Let's** ' to give an idea of what to do.

e.g. I am thirsty. **Let me** drink some water.

The game is fun. **Let's** play the game.



'Let's' = 'Let us'

**Ex.** / Fill in the blanks with 'Let me' or 'Let's'. Then draw lines to match the sentences.

1. I am bored.

2. It's cold.



\_\_\_\_\_

put on more clothes.



\_\_\_\_\_

read a comic book.



## Magic Grammar Points


We use the **base form of an action verb** to give order or tell people what to do.

<u>Stand</u> up,	Eddie.
<u>Read</u> the book,	class.



Do NOT write:  
 × 'Stands' / 'Standing'  
 × 'Reads' / 'Reading'

**Ex.** Colour the correct word box for each sentence.



## Amazing Vocabulary

We use **exclamations** to show strong feelings. We usually use an exclamation together with an exclamation mark '!'.  
e.g. **Wow!** You win the game!

**Ex.** Fill in the missing letters to complete the sentences.

Sorry

Oh

Phew

Wow

Help

1 'W \_\_\_ \_\_\_! Nice drawing!'



2 'P \_\_\_ \_\_\_ \_\_\_! I pass the test!'

3 'O \_\_\_ no! I can't find my purse!'

4 'S \_\_\_ \_\_\_ \_\_\_! I forget to bring the book!'

5 'H \_\_\_ \_\_\_ \_\_\_! The books are falling from the shelf!'



## Part 3 Getting to Write



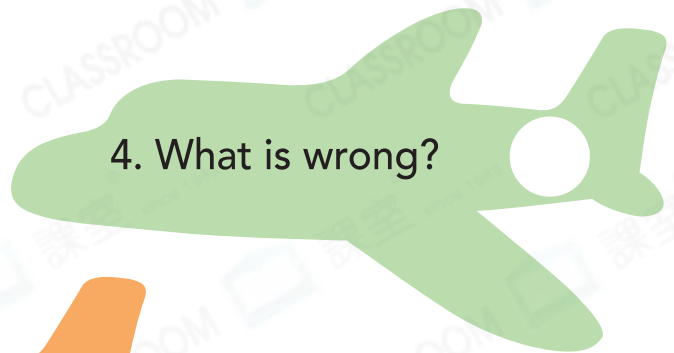


Suggested finishing time: 15 mins



### Brain Boost

Eddie is having a Maths lesson. What happens to him? Match the toy planes to the correct letters.



A. Miss Wong, Eddie and the classmates

D. Miss Wong catches the toy plane.

B. In the Maths lesson at school

E. Eddie plays with his toy plane.

C. The toy plane loses control and flies away!



# Let's Practise

Follow the instructions in the box to complete the comic strip.

## TEXT-TYPE CHALLENGE!

1. **Underline** the names of the **TWO** main characters in Pictures 1 & 3.
2. **Circle** the **THOUGHT BUBBLE**.
3. Something goes wrong! Draw a star ★ on the number of that picture.
4. **Circle** and write the **CORRECT WORDS** to complete the comic strip.

1 Eddie is having a Maths lesson in his classroom.



2 \_\_\_\_\_ me play with my toy plane now!



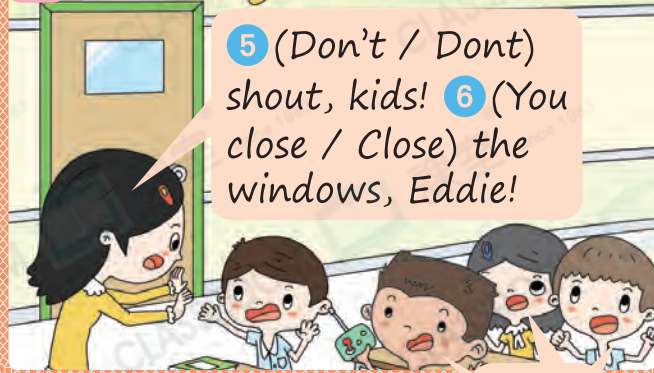
3 Miss Wong knows Eddie is not listening.



4 \_\_\_\_\_ no! It's flying away!



5 Miss Wong jumps up...



I get it! 7 (Wow / Phew!)



Help!

8 \_\_\_\_\_, Miss Wong!