

Unit 8 Chant

Part 1 In-depth Reading

 Suggested reading time: 10 mins

Fifi is reading a chant.

In My Classroom



What can you see?

I can see a clock. Tick-tock.

On the wall. On the wall.

What colour is the clock?

It is grey like a rock.



What can you see?

I can see three bees! Buzz, buzz.

In the bin. In the bin.

What colour are the bees?

They are black and yellow.



What can you see?

I can see an Octopus card.

On the floor. On the floor.

Who lost the card?

Oh, no! Oh, no!

Title (The big topic)

e.g. In my classroom

Verses with small topics

e.g. the clock (Verse 1) and the bees (Verse 2)

Rhyming words

e.g. tock, clock, rock

Similar lines

e.g. 'I can see...' and 'What colour is / are...'

Sound words

e.g. Tick-tock → sound of a clock
Buzz, buzz → sound of bees

Repeated sentences

e.g. 'What can you see?'

LEARN THIS SKILL

There are *long lines* and *short lines* in a chant, e.g. 'What colour are the bees?' and 'Oh, no! Oh, no!'

USEFUL TIP

We use 'a' before consonants and 'an' before vowels (a, e, i, o, u).

e.g. a clock, an Octopus card

ABC Choose the Best Answers circles

- This chant is about _____.
 - A. sounds
 - B. Fifi's bees
 - C. colours of the classroom
 - D. things in the classroom
- Which of the following is NOT true?
 - A. There are repeated sentences in the chant.
 - B. There are no rhyming words in the chant.
 - C. 'On the wall...' and 'In the bin...' are similar lines.
 - D. There are long lines and short lines in the chant.

? Answer the Questions in Short

- Where is the sound 'Tick-tock' from? _____
- Name ONE repeated sentence in Verse 3.

🔍 Know More about the Structure

Fill in the blanks with the correct words in the chant.

Verse 1

What? A ⑤ _____.

Where? On the wall.

What colour? ⑥ _____.

Verse 3

What? ⑩ _____.

Where? ⑪ _____.

Somebody lost it → Oh, no!

Verse 2

What? Three bees.

Where? ⑦ _____.

What colour? ⑧ _____ and ⑨ _____.

Part 2 Fun Text Grammar



Suggested finishing time: 10 mins



Practical Sentence Patterns

- a** We use ' **What colour** + **is / are** + **(something)** ? ' to ask about the colour of one or more things. We use ' **(Something)** + **is / are** + **(colour(s))** ' to answer the question.

Singular


e.g. **What colour** is the clock? **The clock is grey.**


Plural

What colour are the chairs? **The chairs are brown and white.**

Do NOT write 'The clock is grey colour.'

- Ex.** Rearrange the words to form correct sentences. Write the numbers in the brackets.

1  toy colour are the What trains?
 () () () () () ()

2  bear teddy is The yellow.
 () () () () ()

- b** We use ' **I can see** + **a / an** + **noun** ' to talk about the people, places and things we can see.

Before a vowel sound

e.g. I can see a bed. I can see an umbrella.

- ✓ a big umbrella
- ✓ an orange pen
- ✗ an big apple

- Ex.** Circle the correct words in each sentence.

1. I can see (yellow ball / a yellow ball / an yellow ball).
2. I can see (small octopus / a small octopus / an small octopus).
3. I can see (a orange cake / an orange cake).



Magic Grammar Points

We use 'a' or 'an' to talk about a countable thing for the first time. We use 'the' to refer to the same thing again.

I can see	a doll.	<u>The</u> doll	is on <u>the</u> floor.
	an egg.	<u>The</u> egg	is in <u>the</u> fridge.



We also use 'the' to talk about the ONLY thing in a place.

Ex. Look at the picture. Fill in each blank with 'a', 'an' or 'the'.

1. I can see _____ table. _____ table is by _____ sea.

2. I can see _____ umbrella. _____ umbrella is near the table.



Amazing Vocabulary

We can use **prepositions** to tell where things are.

'On' the box	'In' the box	'Near' the box	'Under' the box

Ex. Look at the picture and circle the correct words to complete what Fifi says.





The blue egg is 1. (in / on / under) the bed. The yellow egg is 2. (in / under / near) the orange box. The red egg is 3. (in / on / under) the shelf. The orange egg is 4. (near / in / under) the teddy bear.



 **Brain Boost**

Fifi wants to write a chant about his bedroom. Fill in the blanks to complete the writing plan below.

What to write?		
Big Topic	In my bedroom	
Smaller Topics in two verses — Things in the 1 _____	<u>Verse 1: A pillow</u> 	<u>Verse 2: Two slippers</u> 
More about the things	<u>Where?</u> Under the window.	2 _____ ? Near the computers.
	<u>What colour?</u> Yellow.	<u>What colour?</u> White.
How to write?		
3 _____ words	Shh (to tell someone to keep quiet)	
Repeated sentences	'What can you see?' ----- x 2 'Shh, shh.' ----- x 4 'Time to sleep.' ----- x 4	
Similar lines	'I can see...' ----- x 2 'What colour is / are...?' ----- x 2	
4 _____ words	pillow, window, yellow	slippers, computers
Any long lines?	✓	
Any short lines?	✓	



Let's Practise

Fifi is writing the chant now. Complete the chant with the help of the writing plan.

TEXT-TYPE CHALLENGE!

1. Circle the smaller topics.
2. Underline the sound words and rhyming words.
3. Repeat the sentences with ★ in Verse 1 to complete Verse 2.

In My Bedroom



Shh, shh.

Time to sleep. ★

What can you see? ★

1 _____ pillow.

2 _____ the window.

What colour 3 _____ pillow?

The pillow is 4 _____.

Shh, shh. ★

Time to sleep. ★

Shh, shh.

5 _____

6 _____

I can see two slippers.

7 _____ the computers.

What colour 8 _____

The slippers 9 _____.

10 _____.

Time to sleep.



Add rhyming words to your chant. They can make it easy to remember!

