

Unit 2 Poster (Rules & Signs)

What rules must you follow when you go on a school picnic? Match the pictures to the questions. Write the correct letters in the brackets.

1. How do you line up at the school gate?

()

2. How do you get on the bus at the school gate?

()

3. What must you do to stay safe on the bus?









()()

4. What must you do when you are at the picnic site?

()()

5. What MUSTN'T you do when you are at the picnic site?

()()

<p>A.</p> 	<p>B.</p> 	<p>C.</p> 	<p>D.</p> 
<p>stay / seat</p>	<p>straight / row</p>	<p>put / rubbish bins</p>	<p>feed / birds</p>
<p>E.</p> 	<p>F.</p> 	<p>G.</p> 	<p>H.</p> 
<p>pick / flowers</p>	<p>stay with / class</p>	<p>one by one</p>	<p>fasten / seat belt</p>

Date: _____

Now design a poster about school picnic rules with the help of the questions and pictures. Write at least 30 words.

What is the poster about?

At the school gate:

1. Line up _____.
2. Get on _____.

(Draw or stick a picture about the rules here.)

On the bus:

3. _____

Number the rules.

At the picnic site:

First write about the things you must do. Then write about the things you must NOT do.

(Draw or stick a picture about the rules here.)



You may use these sentence patterns:
- 'You mustn't'
- 'Don't...'
- 'No...-ing...'