

Part 1 In-depth Reading



Suggested reading time: 10 mins

Eddie is reading a poster about the rules in the computer room.



in the Computer Room

1 Greet the teachers.



2 Follow the teachers' instructions.



3 You mustn't play with the power sockets.



4 Switch off the computers after use.



5 No eating or drinking.



6 You mustn't play around.



7 Don't run in the room.



8 You must surf the Internet safely.



9 Don't share your passwords with anyone. You mustn't give your name or information to strangers.



Heading

Tell where or who the rules are for

LEARN THIS SKILL

People put up different sets of rules and signs at different places, e.g. classroom rules in a classroom

Rules & Signs

Tell people the things to do and not to do

Numbers

Help the readers read easily

Pictures

Draw readers' attention

USEFUL TIP

We put 'No' + '-ing' at the beginning of a sentence to tell people what they cannot do.

e.g. **No talking** in class!



ABC Choose the Best Answers

- How many rules tell students what they CAN'T do?

A. 1 B. 3 C. 5 D. 8
- Eddie should follow these rules in the _____.

A. art room B. school hall


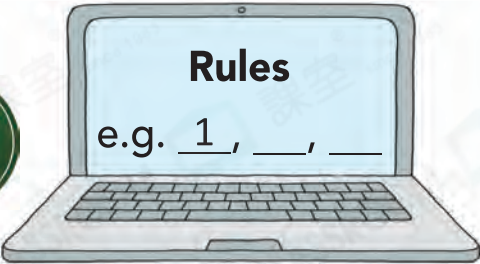

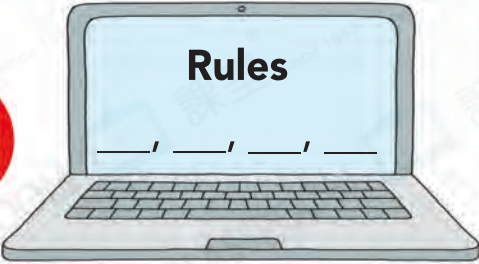

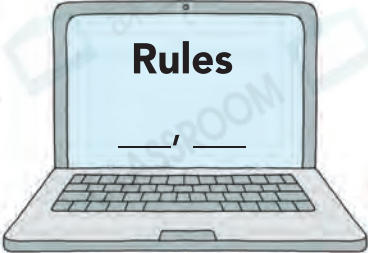

C. classroom D. computer room

? Answer the Questions in Short

- Which two rules are about cyber safety? _____
- Which word in the poster means 'people you don't know'? _____

🔍 Know More about the Structure

Write the correct rule numbers on the computers below. Write each number **ONCE** only.

Things to do to be good	Things NOT to do in the room
 	 
Things to do / NOT to do on the Internet	
<div style="display: flex; align-items: center;">   <div style="background-color: #fff9c4; padding: 10px; border: 1px solid #ccc;">  <p>The Internet is a system of computer networks. We can share a lot of information on it.</p> </div> </div>	

Part 2 Fun Text Grammar



Suggested finishing time: 10 mins



Magic Grammar Points

- a We use the **imperatives** to give orders. We put the verbs at the beginning of the sentences.



Use the base form of verbs. Do NOT add '-s', '-es' or '-ing'.

Put up your hands.

We use 'do not / don't' to tell people not to do something.

Do not / Don't **pick** the flowers.

- b We use '**must**' to talk about what we have to do. We use '**must not / mustn't**' to talk about what are wrong to do.

You	must	<u>keep</u> quiet.
	must not / mustn't	<u>shout</u> in class.

- Ex. Fill in the blanks with the correct words. Write the first letter in capital if needed.


1. You _____ go to school on time.



2. _____ fall asleep in class, Eddie.



3. You _____ fight with your classmates.









Amazing Vocabulary

Verbs are words about actions. We can use **verbs** to write rules and tell people what to do.

Ex. Rearrange the letters in the boxes below to form verbs. Then circle the verbs in the word search.

 At the bus stop e.g. itaw for the bus. 1. niel up before the bus comes.	 On the train 2. Don't ignrb pets on board. 3. Don't cblok the doors.
 In the park 4. Don't edef the birds. 5. You mustn't ckip fruit from the trees. 6. You must rotwh rubbish into the rubbish bins.	 In the museum 7. epek your voice down. 8. keta turns to play the games. 9. You mustn't oucht the displays.

e.g.

B	D	G	W	A	I	T
L	F	T	B	T	J	O
O	K	A	R	O	Z	B
C	G	K	M	U	W	R
K	E	E	P	C	L	I
B	N	S	J	H	I	N
T	H	R	O	W	N	G
A	N	Q	F	E	E	D
L	P	I	C	K	W	T

Part 3 Getting to Write

 Suggested finishing time: 15 mins

Brain Boost

Smartie's teacher is setting some rules for an outing to the museum. Which picture is the answer to each question? Write the correct letters in the circles.

1. **How** do you line up at the school gate?



2. **What** must you do in the museum?



3. **What MUSTN'T** you do when you get on or off the school bus?



4. **How** do you behave on the school bus?



5. **What MUSTN'T** you do in the museum?



A.



B.



C.



D.



E.





Let's Practise

Smartie's teacher asks him to design a poster about the museum outing rules. Follow the instructions in the box to help him make the poster look great.

Museum Outing Rules

At the school gate:

- _____ up straight in a row.
- _____ for the bus to come.

On the school bus:

- _____ in your seat.
- _____. No pushing when you get on or off the bus.

In the museum:

- You must _____ quiet.
- You must _____ to your teacher.
- You must _____ your teacher all the time.
- _____. Don't touch the displays.
- You mustn't use flash.

TEXT-TYPE CHALLENGE!

- Circle the **HEADING**.
- Underline the **THREE** places the teacher sets rules for.
- What are the things students **HAVE TO** do? Fill in the blanks with the words below.

follow	stay	wait
listen	line	keep

- Which words show the things we **MUSTN'T** do? Draw curves under the words.
- There are **NINE** rules in the poster. Write the missing numbers.

