

Unit 7 Picture Story



Part 1 In-depth Reading



Suggested reading time: 10 mins

Chloe is reading a story about Cindy. This is part of the story.



Picture(s)

Show some of the scenes

Beginning

Show the place, time and characters of the story

Dialogues in direct speech

- Make the story interesting and lively
- Tell how the characters feel, e.g. 'Don't jump on the bed!' yells Mum.

Middle

Write about a problem the main character(s) face(s)

Ending

Tell how the main character(s) solve(s) the problem

Cindy's mum and dad work in a town far away. Cindy lives in Aunt Ann's house. Every day she feeds the lazy cat, cooks meals for her aunt, **scrubs the floor with a brush and cleans the whole house with a cloth.** Cindy works day and night.

'The table is dusty! It's time to clean the living room, Cindy!' yells Aunt Ann. Cindy does that every morning, but she feels sick today. A kind mouse comes and wants to help with the housework, but the cat stops it and shouts, 'Go away, you dirty mouse!'

To be continued...

ABC Choose the Best Answers

- Cindy has a problem. She has to do housework. But _____.
 - A. she lives with Aunt Ann.
 - B. she makes Aunt Ann angry.
 - C. she does not like the mouse.
 - D. she does not feel well.
- Which of the following can be an ending of this story?
 - A. The cat scares the mouse away.
 - B. The cat and Aunt Ann live in the house.
 - C. Cindy does not have to work every day.
 - D. Cindy's parents work far away.

? Answer the Questions in Short

- Where does the story start? _____
- How does Aunt Ann feel in lines 7-8? _____
- Which word in the story means 'yells'? _____

🔍 Know More about the Structure

Write the correct letters in the circles. Then draw lines to match the dialogues to the correct part of the story.

A. Cindy B. Aunt Ann C. The cat D. The mouse

'It's time to feed me, Cindy.' •

'Little girl, may I help you?' •

'Yay! I can finally take a rest!' •

'Hang up the washing now!' •



Beginning



Middle

Ending

Part 2 Fun Text Grammar



Suggested finishing time: 10 mins



Magic Grammar Points

We use **quotation marks** (") to tell what people say. We use different **saying verbs** to show how people speak.

Comma

Capital letter



We use exclamation marks with saying verbs like 'yell' and 'shout'.

Miss Chan **yells,** ' **Keep quiet!** ' (yells = speaks loudly and angrily)

' I'm a smart cat,**,** ' **boasts** Bobo. (boasts = speaks very proudly)

Comma

Small letter

Ex. Underline the saying verbs and circle the commas in the dialogues. Then draw lines to match the verbs to the pictures.

1. 'How are the tests?' asks Mum.
'They're easy!' boasts Jimmy.

2. Grandma yells, 'Don't jump on the sofa!'

3. 'Shh! The baby is sleeping,' whispers Uncle Ben.

4. yell • •

5. whisper • •

6. ask • •

7. boast • •



Ex. Write the correct letters and punctuation marks in the boxes.

8. Billy shouts, ' on't touch my toy train

9. I can answer all these questions oasts Smartie.

10. Eddie asks here's the toilet

Practical Sentence Patterns

- a** We use ' **It's time to** + **(do something)** ' to talk about what people need to do at the moment.

Base form of the verb

e.g. The sofa is dusty. It's time to dust the sofa.

Ex. Write the correct letters in the boxes.

What happens?	What to do?		
1. The dog is hungry.		It's time to	A. set the table.
2. The plant looks dry.			B. feed the dog.
3. Dinner is ready.			C. water the plant.
4. The exam is coming.			D. do the revision.

- b** We use ' **(do / does something)** + **with** + **(a tool)** ' to talk about how people do the work.

What we do


How we do it

e.g. We sweep the floor with a broom.

Ex. Complete the sentences with the words given. Then put the correct numbers in the circles.

mop frying pan knife towel

- Eddie cuts the carrot with a _____.
- Smartie wipes the floor with _____.
- Mimi dries the dishes _____.
- Kaka makes a pancake _____.





Part 3 Getting to Write

 Suggested finishing time: 15 mins



Brain Boost

How does the mouse help Cindy solve the problem? Circle the best answers and write the correct letters in the boxes.

The mouse


1. It is (kind / unkind / lazy / sick).
2. What does it want to do? 
3. There is a lot of housework. The mouse can't finish it alone. What does it do then? 

The cat


4. It is (kind / unkind / lazy / sick).
5. Does it want to help Cindy? 
6. What does the cat do when it sees the mice? 

What may happen?

Aunt Ann

7. She is (kind / unkind / lazy / sick).
8. She only wants the house to be clean. What does Aunt Ann do when she sees a lot of mice? 

Cindy

9. She is (kind / unkind / lazy / sick).
10. What does she do in the end? 

- A. It wants to help Cindy with the housework.
- B. It chases and yells at the mice.
- C. No, it doesn't. It doesn't like to do housework.
- D. She shouts for help and leaves the house. She is afraid of mice.
- E. It asks its friends to use a broom and a mop to sweep and wipe the floor.
- F. She is happy because she can finally have a rest. She thanks the mice for their help.



Let's Practise

Chloe is reading the ending of the story. Fill in the blanks with the correct words, letters and punctuation marks. Then rearrange them to form the ending.

A. The mice march into the house. They ① _____ with a broom and then wipe it ② _____.

B. Aunt Ann ③ _____ ④ _____ elp! I'm afraid of mice! _____ She runs away quickly. Cindy can finally have a rest. 'Thanks for helping me finish all the housework!' says Cindy.

C. The lazy cat is asleep. The mouse ⑤ _____ ⑥ _____ t's ⑦ _____ to help Cindy! _____ It creeps in and helps Cindy do the housework. But there is a lot of work. It can't finish it alone.

D. The mouse has an idea. It asks its friends for help. 'There's a lot of work. ⑧ _____ to show our power!' says the mouse.

E. When the cat wakes up, the mouse ⑨ _____ the cat ⑩ _____ Can you catch all of us _____ The cat gets angry and chases after some mice out of the house.

The ending:

⑪ _____ → ⑫ _____ → ⑬ _____ → ⑭ _____ → ⑮ _____