

Unit 8 Map & Story

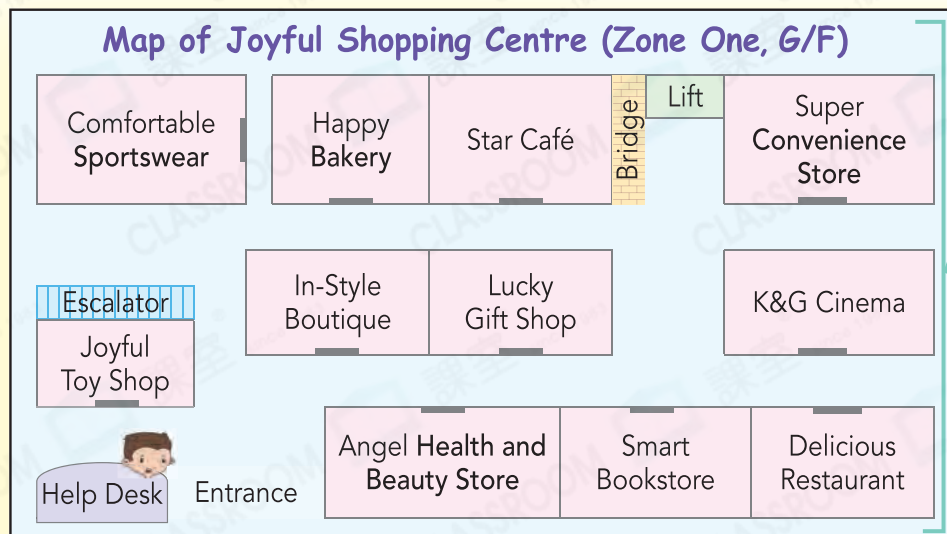


Part 1 In-depth Reading



Suggested reading time: 10 mins

Chloe is writing a story about Eddie, Smartie and Kaka.



Map
With names of shops & facilities

Beginning
Introduce the setting and the characters

Dialogue(s)

- Make the story interesting
- Use the simple present tense

Eddie was in Joyful Shopping Centre this morning. He could not understand the map so he went to the help desk and asked for help, 'Excuse me, how do I get to Delicious Restaurant? I want to meet my friends there.'

Development

- A number of things happened
- Bring the story to the climax

'Can you see In-Style Boutique over there?' replied the staff member. 'Lucky Gift Shop is next to it. Go straight ahead. Delicious Restaurant is at the end of that corridor. It is opposite K&G Cinema.'

'What about Super Convenience Store? Where can I find it?' asked Eddie.

Climax
The main character(s) faced a major problem

'Go out of the restaurant and turn left. You will see Smart Bookstore. Then turn right and go along the corridor between K&G Cinema and Lucky Gift Shop. Super Convenience Store is on your right,' replied the staff member.

Eddie thanked the staff member and met Smartie at Delicious Restaurant. Suddenly, he got a phone call from Kaka.

Ending

- How the characters solved the problem
- How they felt

'Hi Eddie. I'm lost! How do I get to the restaurant to meet you?' Kaka sounded terrified.

To be continued...

ABC Choose the Best Answers

- Which sentence is NOT true about Joyful Shopping Centre? **Map**
 - A. The help desk is on the ground floor of Zone One.
 - B. K&G Cinema is opposite Delicious Restaurant.
 - C. Super Convenience Store is next to the lift.
 - D. In-Style Boutique is opposite Lucky Gift Shop.
- Eddie went to _____. **Beginning**
 - A. K&G Cinema
 - B. In-Style Boutique
 - C. Joyful Shopping Centre
 - D. Super Convenience Store

? Fill in the Blanks

- What is the problem in the story? **Climax**
Kaka planned to meet Eddie and Smartie at _____
but he got _____ in the shopping centre.
- The noun ' _____ ' in the story means 'a long hallway between rooms'. **Word choice**

🔍 Know More about the Structure

Match the content to the correct part of the story.

A. Development

B. Beginning

C. Dialogue

D. Ending

E. Climax

- Eddie wanted to meet Kaka and Smartie at the shopping centre.
- 'Great! Thank you!' said Eddie.
- Kaka met Eddie and Smartie at Delicious Restaurant.
- The staff member at the help desk told Eddie how to get to Delicious Restaurant.
- Kaka was lost in the shopping centre.

Part 2 Fun Text Grammar



Suggested finishing time: 10 mins



Amazing Vocabulary

Ex. Put the letters in the correct circles.

- A. bakery B. clinic C. convenience store
D. health and beauty store E. news-stand F. post office
G. sportswear shop H. stationery shop

1.



buy stamps

2.



buy shampoos

3.



buy newspaper and magazines

4.



buy tracksuits

5.



buy colour pencils

6.



add value to Octopus cards

7.



see a doctor

8.



buy bread



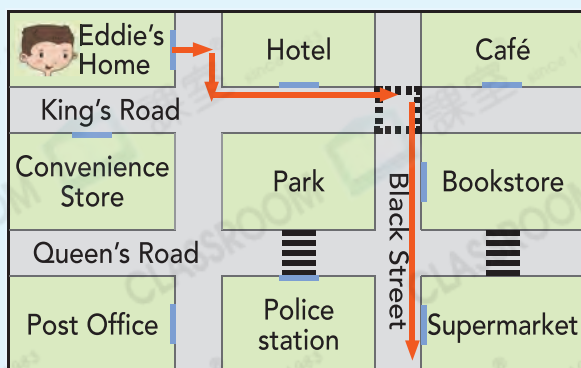
Magic Grammar Points

We can use **verb phrases** to give directions.



We use the imperative form of the verb phrases, e.g. 'Go' and 'Turn', to give directions.

Ex. Eddie does not know how to get to the supermarket. Read the arrows on the map. Put the directions in the correct order.



- Turn left and walk along King's Road.
- Turn right and go straight ahead to the end.
- Walk across Black Street.
- Go out of your home and turn right into King's Road.

Practical Sentence Patterns

To find the way, we can use ' **How do I get to** (a place)?' or ' **Where can I find** (a place)?' to ask for directions to certain places.



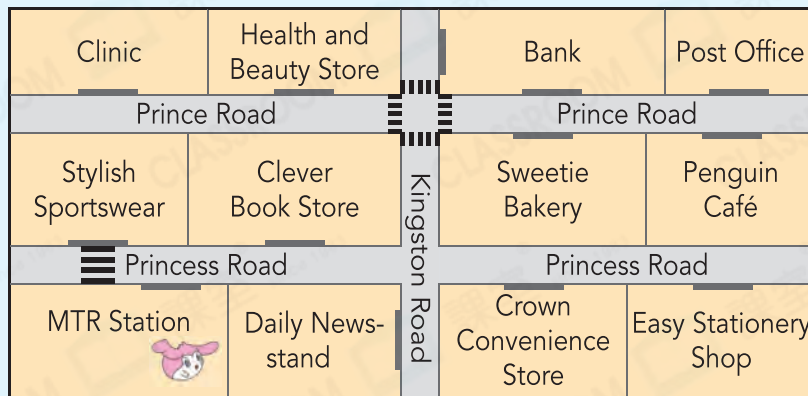
Use prepositions to describe the locations of places.

e.g. **How do I get to** the clinic? / **Where can I find** the clinic?

Turn left into Star Street. It is on your left. It is next to the mall.

Go straight ahead. It is at the end of Sun Street. It is opposite the café.

Ex. Mimi is asking for directions. Complete the conversation with the help of the map.



Excuse me, 1. _____ to the bank?



Walk 2. _____ Princess Road and then 3. _____ into Kingston Road. Go straight ahead. Walk across Kingston Road at the zebra crossing. The bank is 4. _____ Sweet Bakery. It is 5. _____ the post office.



6. Then, _____ find the clinic?



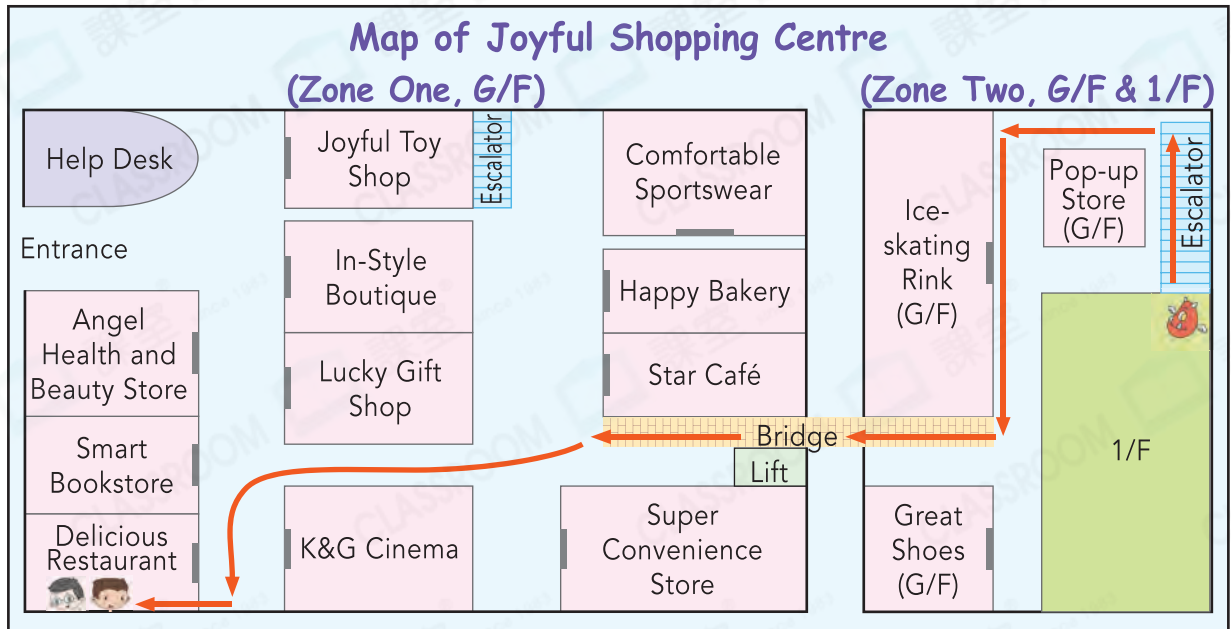
7. _____ the bank. 8. _____. Walk across Kingston Road. Then walk along Prince Road. The clinic is 9. _____. It is at the end of Prince Road.

Part 3 Getting to Write

 Suggested finishing time: 15 mins

Brain Boost

Chloe is thinking of an ending for the story. Look at the map. Help her answer the questions in the table below.



Where did Eddie, Smartie and Kaka want to meet? Where was it?	At Delicious Restaurant. It was 1. _____ _____ Smart Bookstore on the 2. _____ _____ floor of Zone One.
Where was Kaka?	On the 3. _____ floor of Zone 4. _____.
How could Kaka go to the ground floor of Zone Two?	Take the 5. _____ to the ground floor of Zone Two.
How could Kaka get to Zone One?	Walk 6. _____ the bridge 7. _____ of the ice-skating rink.
How could Kaka get to the place to meet Eddie and Smartie?	Walk 8. _____ the corridor 9. _____ K&G Cinema 10. _____ Lucky Gift Shop.



Let's Practise

Chloe is now writing up the ending. Complete the ending of the story below with the help of the map and the table.

'Kaka, calm down. Which floor are you now?' asked Eddie when he turned on the speaker on the phone.

'I'm on the ① _____ floor,' replied Kaka.

'I see. We're on the ground floor. Can you come over?' asked Smartie.

'Wait... I can see an ice-skating rink on the ② _____ floor. Is the restaurant near the rink?' Kaka asked.

'There ③ _____ no ice-skating rinks in Zone One! Which zone are you in?' asked Smartie.

'Oh, no! I'm in Zone Two! ④ _____ to Zone One?' Kaka was anxious.

'Kaka, stay calm. Take the ⑤ _____ to the ground floor and find the bridge first,' replied Smartie.

'⑥ _____ the bridge?'

Just ⑦ _____ after you take the escalator.

Then turn left again and ⑧ _____.' The bridge is ⑨ _____.'

Smartie replied patiently.

'Great! I can see the bridge ⑩ _____ now!

I'm going to ⑪ _____ it to get to Zone One. How

⑫ _____ the restaurant? I'm so hungry!

'Just ⑬ _____

_____ K&G Cinema and Lucky Gift Shop. Come in to the restaurant ⑭ _____ the cinema!'

'Thanks, Smartie! I can see you and Eddie now!' Kaka shouted happily.

③ Which tense does Chloe use in a dialogue?

④, ⑥ Ask for directions. Fill in the blank with four words.

⑦ To which side did Kaka turn?

⑧ Fill in the blank with three words.

⑩ On which side can Kaka find the bridge?

⑪ Fill in two words.

⑫ Ask for directions to Delicious Restaurant.