

Part 1 In-depth Reading



Suggested reading time: 10 mins

Smartie is giving a presentation to the class.

Good morning, everyone. Have you ever thought of inventing something interesting? **Today I am going to talk about** the two kitchen utensils I made!

The first invention is 'Smart Bottle Opener'. It is **used for removing** crown caps from bottles. If you place it below a cap as the fulcrum, you can push the cap up easily. It is in the shape of a dinosaur and it is strong enough to open any bottle! It is **made of plastic and metal**.

The next thing I want to talk about is 'Smart Grater'. It is **made of steel**. It is **used for cutting** food, such as cheese and carrots, into tiny pieces. My mum can cut many vegetables with it in a minute!

I think it is important to be brave and creative if you want to invent something. Once you have a good idea, don't be afraid to try it out! I really enjoy making new inventions. What about you? I hope you found my inventions interesting. **Thank you very much for listening!**

Introduction

- Greet the audience
- Arouse the audience's interest by asking them a question
- Explain the topic

Body

- Separate the main ideas into different paragraphs
- Begin each main idea with a *topic sentence* and use a linking word if necessary, e.g. '*The next thing I want to talk about is...*'
- State the details in each paragraph

Conclusion

- Remind the audience of the topic
- Thank the audience for listening

LEARN THIS SKILL

To keep the audience interested, you may:

- Present with *visuals*, i.e. objects, pictures or videos that are related to the topic
- Stress the *important words* while speaking
- *Interact* with the audience by maintaining eye contact with them or asking them questions



ABC Choose the Best Answers

- What does Smartie NOT do at the beginning of his presentation? **Introduction**
 - A. Ask a question
 - B. Greet the audience
 - C. Introduce the topic
 - D. Talk about an invention in detail
- Which of the following is a topic sentence? **Body**
 - A. 'Good afternoon, everyone.'
 - B. 'It is used for washing many dishes at one time.'
 - C. 'It helps save a lot of time.'
 - D. 'The second thing I want to talk about is 'Super Dishwasher'.'
- Which of the following may NOT appear at the end of a presentation script? **Conclusion**
 - A. 'Let me sum up all my points.'
 - B. 'Thank you for your attention.'
 - C. 'Let's move on to the next point now.'
 - D. 'I hope you enjoyed my presentation.'

? Fill in the Blanks

- How many main ideas does Smartie include in each paragraph? **Body**
He _____ in each paragraph.
- The noun ' _____ ' in the presentation script means 'tools'. **Word choice**

🔍 Know More about the Structure

Write 1–5 in the boxes to put the presentation content in the correct order.

Smartie thanks the audience for listening to him.

Smartie talks about his first invention.

Smartie greets his audience and asks them a question.

Smartie talks about his second invention.

Smartie reminds the audience of what he has talked about.

Part 2 Fun Text Grammar

 Suggested finishing time: 10 mins

Practical Sentence Patterns

a We use ' **Today I am going to** + **present / talk about** ' to begin a presentation.

e.g. **Today I am going to present** my favourite storybook.

Ex.  Help Fifi and Mimi start their presentations.



(trip to Korea)



1. _____

2. _____




(two cartoon characters I like most)

b We use ' **Thank you very much for** + **'-ing'** ' to express thankfulness to somebody.

Use a gerund after the preposition 'for'

e.g. Thank you very much for **answering** my questions, Miss Lee.

Ex.  Eddie and Smartie want to thank others. Complete what they say with the correct form of the words given.



1. Thank you very much for _____
_____ (remind me / what to bring to school).

2. Thank you very much for _____
_____ (teach us / how to read the map).






Amazing Vocabulary

We can guess the **material(s)** or **function(s)** of a product from its name.

Ex. Match the products to the correct descriptions.

Name of product	Materials	Function(s)
1. Smartwatch <input type="radio"/>	A. metal, cotton and leather	makes people feel relaxed by pressing their backs
2. Google Cardboard <input type="radio"/>	B. cardboard and glass	shows 3D images
3. Robotic Massage Chair <input type="radio"/>	C. metal, plastic and glass	tells time and monitors heart rate

4. The picture on the right shows the '_____'. 



Magic Grammar Points

We use '**made of**' to talk about the material(s) of something and '**used for**' to tell its function(s).

the item		its material(s) / function(s)
The vase	is made of	glass.
The peeler	is used for	<u>peeling</u> vegetables.



We put a gerund after 'used for'.

Ex. Eddie's mum has left a note for him. There is a mistake in each line. Underline the mistakes and write the correct answers.

Things to note for the barbecue:

The barbecue fork is made for metal and wood.
It is used for hold food in place over the charcoal. The disposable plate is made of sugar cane. It is used of serving food. The pair of tongs is make of metal and plastic. They are using for gripping and picking up food.

1. _____
2. _____
3. _____
4. _____
5. _____

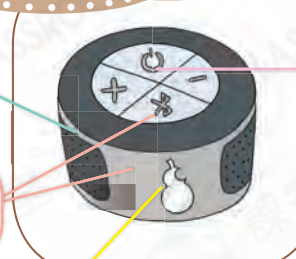
Part 3 Getting to Write

 Suggested finishing time: 15 mins

Brain Boost

Smartie wants to create two more new inventions. Take a look at his ideas. Then help him complete the table below.

A. Mind-reading Speaker



A sensor inside

Plastic and metal

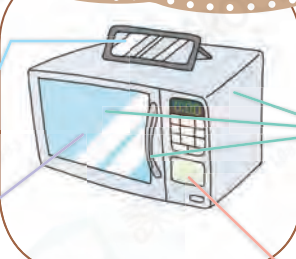
Contains a large and up-to-date database

Plays the music you want automatically

Makes use of the solar power

Cooks delicious dishes quickly and perfectly

B. Smart Microwave



Glass, plastic and metal

With a 'food recognition' system

Cooks delicious dishes quickly and perfectly

What do you want to invent?	Invention A	Invention B
Topic sentence	The first thing I want to invent is 1 ' _____ _____.	The next invention I want to talk about is 6 ' _____ _____.
Material(s)	It is made of 2 _____ _____.	It is made of 7 _____ _____.
Function(s)	It is used for sensing your mood and 3 _____ _____.	It is used for 8 _____ _____ in a quick and perfect way.
Features	<ul style="list-style-type: none"> • The 4 _____ can 'read your mind'. • It has a 5 _____ database. • It can always find the right songs for you. 	<ul style="list-style-type: none"> • It stores and uses the 9 _____, which is environmentally-friendly. • It can recognise the 10 _____ and calculate the best temperature and time required to cook it.



Let's Practise

Smartie is now preparing another presentation on his new invention ideas. Complete the presentation script below with the help of the table.

Good afternoon, everyone. ① _____

_____ my new invention ideas. They are 'Mind-reading Speaker' and 'Smart Microwave'. Can you imagine what they do?

The first thing I want to talk about is 'Mind-reading Speaker'. This invention is used for ② _____

_____. It is a wireless speaker ③ _____

plastic and metal. There is a sensor inside the speaker. It is

④ _____ 'reading your mind'. The speaker then finds the right songs for you in its large and up-to-date database.

⑤ _____

'Smart Microwave'. It is ⑥ _____.

It stores and uses the solar power so it is environmentally-friendly. It has a food recognition system. When you put food into the microwave, the system can calculate the best temperature and time required to cook the food. This microwave is ⑦ _____

I always want ⑧ _____ great things and help people live better lives. I will work hard to turn 'Mind-reading Speaker' and 'Smart Microwave' into real products one day! I hope you found my presentation ⑨ _____ . ⑩ _____

_____ .

How can Smartie start his presentation?

Write two words here to introduce its materials.

Fill in two words to introduce the sensor's function.

What can he say to begin a new point?

What is the microwave made of?

What is the function of it?

What is Smartie's presentation about? Include a verb here.

Change 'interest' to an adjective.

What can he say to thank his audience?