



Learning Focus

- Reading** Making inferences
- Grammar** Demonstrative Pronouns + Possessive Adjectives
- Writing** Applying brainstorming strategies
- Speaking** Forming questions with 'Wh-' words



Reading

- A** Nancy is reading a poster of a department store. Read the poster. For Questions 1-5, choose the best answers. Then fill in the blanks for Questions 6-7.



Y&B Department Store




8 Wonder Road, Kwun Tong

Christmas Sale



ALL TOYS
BUY 1 GET 1 FREE



10th to 31st December
10 am to 10 pm



Christmas Shows



Magic Show

24th December
3 pm to 5 pm

- 'Walking on Eggs', 'Flying Man' and 4 more magic tricks
- Free snacks and drinks

Dance Show

25th December
7 pm to 9 pm

- 20+ dancers
- K-pop & hip-hop dance

FREE OF CHARGE



Y&B wishes you a merry Christmas!

- B** Nancy is reading a note from her mum. Read the note. For Questions 1-2, choose the best answers. Then fill in the blank for Question 3.

Nancy,


Please go to the grocery store to buy six eggs for me. Your dad wants a new pen. Please buy one for him from Ken's Shop. Don't forget to post the letter. After that, buy some sweets from the 5 supermarket.

Love,
Mum


1. What else can Nancy buy from Ken's Shop?




What kind of shop is Ken's Shop?




A.



B.



C.



D.

2. How many places does Nancy have to go to?

A. One

B. Two

C. Three

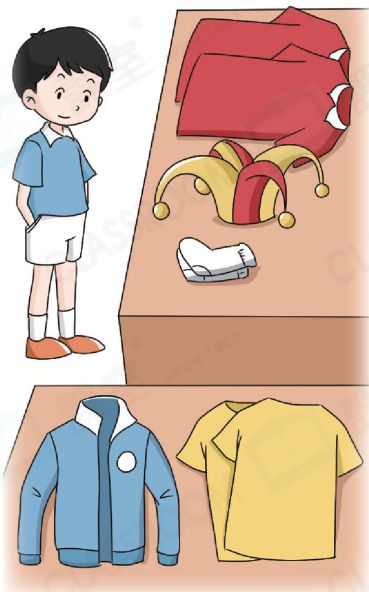
D. Four

3. Who writes the note?

_____ writes the note.

Grammar

A David is talking about what he sees in a clothes shop. Look at the picture and circle the correct answers.



- I like **this / these** red T-shirts.
- This / That** is a funny hat.
- These / Those** are white socks.
- I want to buy **this / that** blue jacket.
- These / Those** are yellow shirts.



We use 'this' and 'that' before a singular noun.
We use 'these' and 'those' before a plural noun.

- ✗ That mice are big. ✗ These cat is fat.
✓ Those mice are big. ✓ This cat is fat.

B Nancy and her family are shopping in a mall. Draw lines to match the people to what they buy and the pictures.

e.g. Nancy

1. sister

2. brother

3. Mum and Dad

4. Nancy and sister

our pens

their mittens

her teddy

his cap

my books



C Nancy and David are reading a story. Look at the pictures and complete the story with the given words.



her his my our

that these this those

Zac goes shopping with Mum and Dad today.

Zac goes to a toy shop. He can see many toys there. Zac says to Dad, 'I want 1. _____ toy gun and 2. _____ toy dog!' 'You can only get one, Zac,' says Dad. Zac chooses the toy dog. Then they go to a clothes shop. Dad picks up two belts. He says, '3. _____ belts are nice.' '4. _____ earrings are beautiful,' says Mum. They buy the belts and the earrings.


The next morning, Zac is very happy and surprised. He says, '5. _____ things turn into animals! 6. _____ toy dog becomes a real dog!' Dad is scared. 7. _____ belts turn into snakes! Mum is sad. 8. _____ earrings turn into butterflies. After that, they do not go to that shopping mall again.

Writing

A Mum asks David to buy something for her. He is reading her note but some words are missing. Write the things David needs to buy in the table. Then help him complete the note with the help of the table, the map and the given words.

		What to buy?
Karen's pencils	short	new pencils
Paul's robot	old	
Grandpa and Grandma's cups	small	

Map



her his their that this

David,

Karen wants some e.g. _____ new pencils _____ for school.

1. _____ pencils are 2. _____. Paul wants
3. _____. 4. _____ is old.

Grandpa and Grandma want some 5. _____.

6. _____ are small. You can buy the robot
from the shop near the school. 7. _____ is a toy shop.

You can buy the pencils and the cups from the shop near the
park. 8. _____ is Mr Li's store. Mr Li's book is under

9. _____ note. Please give it back to him. Thanks!

Love,

Mum

B Nancy is writing about the presents she buys today in her diary. Write two things Nancy buys in the table. Then help her complete her diary entry with the help of the table.

What to buy?	Who wants it?	What colour is it?
a teddy bear	my sister	brown and pink



Think about what you want to write using questions.
e.g. 'What?', 'Who?' and 'What colour?'



You can use 'my', 'your', 'his', 'her', 'its', 'our' and 'their' to tell that something belongs to someone.


5 May Sunny

I buy some presents today. My sister wants a teddy bear. I buy a brown and pink teddy bear for her. Her teddy bear is cute. 1. _____ wants 2. _____. I buy 3. _____ for her. 4. _____ is 5. _____. 6. _____ wants 7. _____. I 8. _____ for him. 9. _____. They love the presents! What a happy day!

Speaking

A Read aloud.

1. What can you see in the pictures? Read the words aloud.



2. Read these words to your classmate.

bad dad fat ham jam mat nap pan tap van

3. Read the sentences to your classmate. Then circle the 'a' sounds.

The rat on the school bag is fat. It likes ham and jam.

B Read the text aloud.

Today I go shopping with Mum.
We buy three apples and two oranges from the supermarket.
We also buy pencils and rulers from the grocery store. We buy some cakes and cookies from the bakery. I like shopping!

C Talk about your shopping habits with your classmate.

1. Where do you go shopping?
2. What do you like to buy?
3. Who do you go shopping with?
4. Do you like shopping? Why or why not?



We use 'Where' to ask about places.

D Nancy is talking to David about a picture. Look at the picture. Circle the correct answers. Then act as Nancy and David with your classmate.



1. David : What / How many people are there in the photo?
Nancy : There are ten people in the photo.
2. David : Which / What does the lady with the yellow hair say?
Nancy : She says, 'How much is an apple?'
3. David : What / Which does Peter want to buy?
Nancy : He wants to buy bananas.
4. David : What / How many bananas does Peter want to buy?
Nancy : He wants to buy one banana.
5. David : Where / What does Tom's grandma want to buy?
Nancy : She wants to buy some oranges.



We use 'How many' to ask about the number of things.