



## Learning Focus


- Reading** Working out the meaning of unfamiliar words by using contextual clues
- Grammar** Question Word – What + Present Continuous Tense
- Writing** Using appropriate formats and applying conventions of short written texts
- Speaking** Using simple phrases and sentences to communicate with others



## Reading



**A** Betty is writing a thank-you note to her classmate, Kate. Read the note. For Questions 1-4, choose the best answers. Then fill in the blanks for Questions 5-6.



Dear Kate,

Thank you very much for your help! Today,

I run to the classroom. I fall down and get hurt.

You take me to the medical room and ask Miss

Wong for help. Thank you! I feel much better

now.

I want to buy some biscuits and candies. I

want to give you some. Let's meet at the tuck

shop at recess!



Betty

10

1. We get hurt when we \_\_\_\_\_.

- A. run to the classroom
- B. sing a song
- C. sleep
- D. cut our finger




Betty gets hurt when she falls down.

2. Which of the following is the medical room?



- A.                       B.                       C.                       D.

3. Where do Betty and Kate go at recess?



- A.                       B.                       C.                       D.

4. From the text, which of the following is TRUE?

- A. Betty is better now.                       B. Betty helps Kate.
- C. Kate falls down.                       D. Miss Wong is Betty's mum.

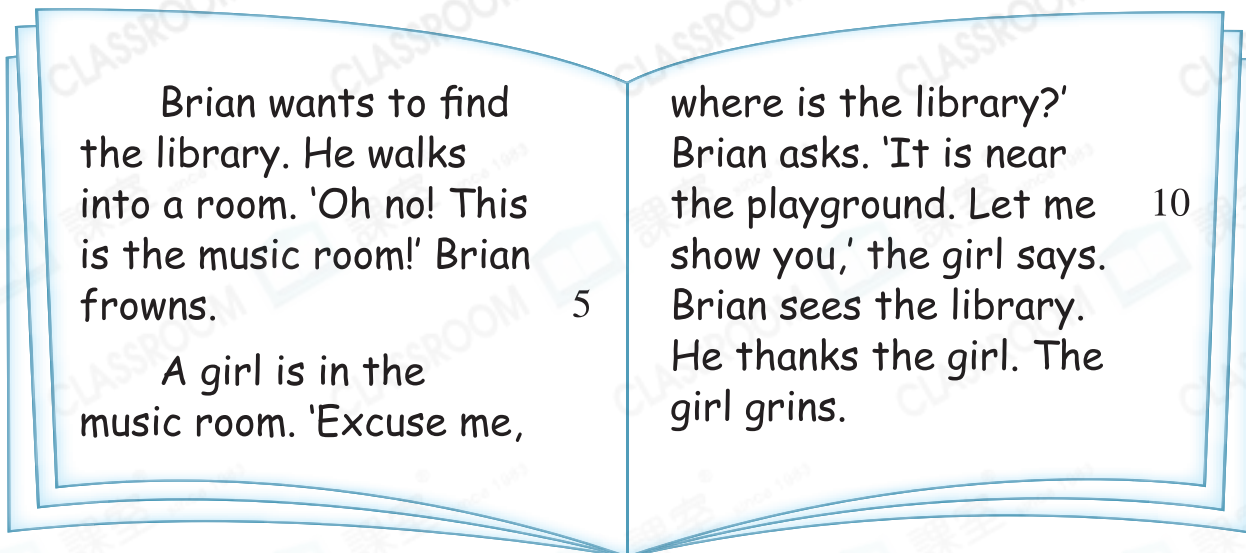
5. Who is going to read this note?

\_\_\_\_\_ is going to read this note.

6. What does Betty want to buy?

Betty wants to buy some \_\_\_\_\_.


**B** Nick is reading a story. Read the story. For Questions 1-3, choose the best answers.



1. Read lines 4-5: Brian frowns. How does Brian feel?



How do you feel when you go to a wrong place?




A.

B.

C.

D.

2. What does the girl do?



A.

B.

C.

D.

3. Read lines 13-14: The girl grins.

The girl is \_\_\_\_\_.

A. happy

B. sad

C. angry

D. sorry

**A** Betty is talking about some photos. Fill in the blanks with the correct form of the given words.


laugh read run sing skip talk




Tim e.g. \_\_\_\_\_ is  
reading \_\_\_\_\_.




June 1. \_\_\_\_\_  
\_\_\_\_\_.




Ian and Ted 2. \_\_\_\_\_  
\_\_\_\_\_.



Ada and Ivy 3. \_\_\_\_\_  
\_\_\_\_\_.



I 4. \_\_\_\_\_  
\_\_\_\_\_.



Tim and I 5. \_\_\_\_\_  
\_\_\_\_\_.

**B** Fred and Betty are talking in the playground. Circle the correct answers.

Fred : Hi, Betty. 1. What are / Where is you doing?

Betty : I 2. am / is looking at the playground. Lily and Jenny

3. is playing / are playing hide-and-seek.


Fred : Oh no! Lily falls down! 4. What / Where is Jenny

5. do / doing ?

Betty : She 6. helping / is helping Lily.

Fred : Let's find Miss Li for help!

**C** Fred and Betty are talking in their classroom. Look at the picture and complete their conversation with the correct form of the given words.



In the present continuous tense, we use the verb 'be' (is / am / are) with a verb in its '-ing' form to mean something is happening at the moment.

✗ She **writing** a letter.      ✓ She **is writing** a letter.

dance

fly

laugh

make

sleep

write

what

Betty : I can see Tony. e.g. \_\_\_\_\_ What is he \_\_\_\_\_ doing?

Fred : He e.g. \_\_\_\_\_ is writing \_\_\_\_\_ a letter.

Betty : Ken and Dennis are here. 1. \_\_\_\_\_ doing?

Fred : They 2. \_\_\_\_\_.

Betty : Sue is in the classroom too. 3. \_\_\_\_\_ doing?

Fred : She 4. \_\_\_\_\_.

Betty : 5. \_\_\_\_\_ doing, Tom?

Tom : I 6. \_\_\_\_\_ at Tim. He looks so funny!

Betty : Ha-ha! He 7. \_\_\_\_\_ funny faces.

Fred : Oh no! Two bees 8. \_\_\_\_\_ into our classroom!



When we form a question in the present continuous tense, we put the verb 'be' (is / am / are) before the subject.

✗ What **she is** writing?      ✓ What **is she** doing?

## Writing

**A** Betty is writing a letter to her friend, Amy. Circle the correct answers. Then help Betty complete her letter with the help of the given words.

cook    do    write

library    story

funny



At the beginning of a letter, we use 'Dear' before the name of the person we write to.

14 e.g. May / Sunday 20XX

1. \_\_\_\_\_ 2. Betty / Amy,

Thank 3. me / you for your letter. 4. I / You am fine.

I 5. have / has a new friend too. His name is Jeff. 6. He / She is seven years old. He is tall and thin. He can 7. \_\_\_\_\_.

He can draw beautiful pictures too. We go to 8. \_\_\_\_\_.

What 9. \_\_\_\_\_ you \_\_\_\_\_ now? My mum 10. \_\_\_\_\_ noodles now. It's my dinner time. Please write soon.

Love,  
Betty

**B** Nick is writing a postcard to his classmate, Betty. Help Nick complete his postcard with the help of the front of the postcard.



Useful words for this exercise:  
what / feed / jump / sleep / cute / excited / strong / kangaroo

Dear 1. \_\_\_\_\_,

I am in Australia! Do you like the animals on this postcard? The koala 2. \_\_\_\_\_.

It is 3. \_\_\_\_\_. Can you see the kangaroo?

It 4. \_\_\_\_\_ on the grass. It is

5. \_\_\_\_\_. 6. \_\_\_\_\_ you

and your brother doing? I am waiting to

7. \_\_\_\_\_ in a zoo now.

I 8. \_\_\_\_\_. I hope they like the food.

See you at school!

Best wishes,

Nick



Betty Chan  
16A, Block 4,  
Pearl Garden,  
Cross Lane,  
Wan Chai,  
Hong Kong



We can use the present continuous tense to talk about what a person or an animal is doing in a picture.

## Speaking

### A Read aloud.

1. What can you see in the pictures? Read the words aloud.



2. Read these words to your classmate.

look

learn

leave

let

lamp

light

long

listen

3. Read the sentences to your classmate. Circle the 'l' sounds.

Lily likes learning. She visits a large library every week.

### B Read the text aloud.

Today I wake up early in the morning. I have a yummy breakfast. I go to school by school bus. I make some new friends. Miss Lee is our class teacher. She is very nice. We have a music lesson in the afternoon. Mr Lai is our music teacher. We sing songs together. It is fun. I like my school very much!

**C** Talk about your classmate.

1. Who is sitting next to you?
2. What does he / she look like?
3. What does he / she like to do?
4. What subject(s) does he / she like?
5. What does he / she do after school?

**D** Fred is now at Betty's birthday party. Read their conversations. Circle the correct answers. Then act as Fred, Nick and Betty with your classmates.

1. Fred : Happy birthday, Betty!

Betty : Thank you. / I am sorry.

2. Fred : Here is a card / present for you.

Betty : Oh, it is a teddy bear. It is cute. Thank you!

3. Amy : Do you like / want something to drink?

Betty : Yes. I want some orange juice, please.

4. Nick : Hello. What is your name? / Who are you?

Fred : My name is Fred. Are you Betty's friend?

Nick : Yes, I am. My name is Nick.

Fred : Nice to meet you, Nick.

Nick : Nice to meet you too.

5. Fred : Goodbye! Have a nice day!

Betty : Hello! / Bye!



We can say 'Nice to meet you.' after someone introduces himself / herself.