







Learning Focus

-  **Reading** Skimming for gist
-  **Grammar** Modal Verb – must + Imperatives
-  **Writing** Writing rules with the help of pictorial cues
-  **Listening** Understanding the speaker's attitudes and feelings



Reading



Sue is reading a newsletter. Read the newsletter. For Questions 1-3, choose the best answers. Then fill in the blanks for Questions 4-7.

Jolly Primary School Monthly

Issue 11

October, 20XX

Know More about Our School

In this issue, we want to show you around different places in our school.

Playground

5

There is a big playground on the ground floor in our school. We have PE lessons and play ball games during recess there.

Music room

The music room is on the second floor. We have music lessons there. Every Friday after school, you can also find choir members singing beautifully there. 10

Computer room

Next to the music room is the popular computer room. We like surfing the Net and making short videos there at lunchtime.

1. Where can Sue get this newsletter?

- A. from the school library
- B. from a public library
- C. from a bookshop
- D. from a newsstand



What is the newsletter mainly about? Take a look at the header of the newsletter.

2. The newsletter is for _____ to read.

- A. the principal
- B. teachers
- C. students
- D. parents

3. Where can Sue watch a basketball match at school?

- A. in the music room
- B. in the playground
- C. in the computer room
- D. at the nearby basketball court

4. What can Sue know more about from the newsletter?

She can know more about _____ from the newsletter.

5. Who uses the music room after school?

_____ use the music room after school.

6. The word ‘_____’ in the newsletter means ‘liked by many people’.

7. Sue has a video project. Where can she go to finish her project?

She can go to (a) _____ on

(b) _____ to finish her project.

- B** Pat is reading some rules. Read the rules. For Questions 1-3, choose the best answers.

Rules

Dos

Keep quiet in class.

Put up your hand before you speak.

Tidy up your desk before you leave.

5

Don'ts

Don't fight.

Don't run around.

Don't play ball games.

Don't enter other classrooms.

10

Be a good 2A student!

- Where can Pat see these rules?

<input type="radio"/> A. in the playground	<input type="radio"/> B. in the library
<input type="radio"/> C. in the classroom	<input type="radio"/> D. outside the school gate
- Pat needs to _____ before she goes home.

<input type="radio"/> A. put up her hand	<input type="radio"/> B. keep quiet
<input type="radio"/> C. go to Class 2B	<input type="radio"/> D. tidy up her desk
- Students cannot _____ in the classroom at recess.

<input type="radio"/> A. read storybooks
<input type="radio"/> B. draw pictures
<input type="radio"/> C. play football
<input type="radio"/> D. talk loudly



Pay attention to the part about things students cannot do only.

C Tony is reading some riddles. Read the riddles. For Questions 1-3, choose the best answers.

Riddle A

It is a big rectangle.
It is on the wall.
It gets dirty after a lesson.
We clean it with a cloth.

Riddle B

It is a big and quiet room,
With a lot of books.
We can take the books home.
But we have to bring them
back after some time.

Riddle C

It is a small box.
We take it to school every day.
There are pens and pencils in it.
You may see an eraser and a ruler too.

1. Riddle A is talking about _____.



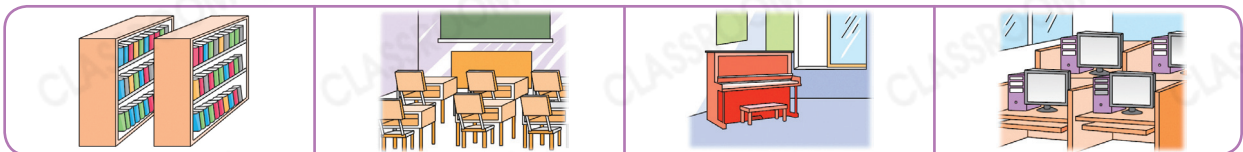
A.

B.

C.

D.

2. Riddle B is talking about _____.



A.

B.

C.

D.

3. Riddle C is talking about _____.



A.

B.

C.

D.

A Sue is talking about the rules of the school study room. Circle the correct answers and fill in the blanks with the correct form of the given words.

eat fall keep read run

1. You **must / mustn't** _____ asleep.
2. You **must / mustn't** _____ or drink.
3. You **must / mustn't** _____ the desks tidy.
4. You **must / mustn't** _____ around.
5. You **must / mustn't** _____ quietly.



We do not change the form of 'must' or the form of the verb after 'must'.

- ✗ She **musts** go to bed early. ✗ Alex **must does** exercise.
✓ She **must** go to bed early. ✓ Alex **must** do exercise.

B Pat and Tony are talking about hide-and-seek at recess. Fill in the blanks with the correct form of the given words.

hide make push run


How to be a master of hide-and-seek?

1. _____ fast.
2. _____ in a secret place.
3. Don't _____ any noise.
4. _____ others.



C Tony is telling Sue about the rules in the school garden. Fill in the blanks with the help of the given words.


keep pick put stand must mustn't



1. _____ off the grass.



2. You _____ the rubbish in the rubbish bin.



3. You _____ the flowers.



4. _____ on the bench.

D Underline the mistakes and write the correct answers on the lines.

1. Must run in the canteen. _____
2. Sally mustn't talks in the library. _____
3. Lines up in front of the tuck shop. _____
4. Don't shouts at your classmates. _____
5. Going to school on time every day. _____
6. You mustn't keep the school clean. _____

Writing

A Pat is writing a notice about the rules of the library. Help her complete her notice with the help of the picture.



Look at the picture carefully. Talk about the problems one by one.



Useful words for this exercise:
don't / must / mustn't / eat / fight / keep / listen / wait / teacher / turn / quiet

Behave Well in the 1. _____

- Don't 2. _____ with your classmates.
- You 3. _____ to use the computers.
- 4. _____
- 5. _____
- 6. _____

Behave yourself in the library!

B Sue is writing a notice about the rules of the music room. Help her complete her notice with the help of the signs.



Useful words for this exercise:
 don't / must / mustn't / break / drink / eat / line up /
 play / run / take / use / ball games

1. _____ Rules

- You 2. _____ outside the room before the lesson starts.
- You 3. _____ the musical instruments in the room with care. You 4. _____ the instruments.
- Don't 5. _____ in the room.
- 6. _____
- 7. _____
- 8. _____ all your belongings with you when you leave the room.



What can you see in the signs?




Listening

Listen now!




A Do you like these places at your school? Circle the place(s) you like.



the classroom



the library




the tuck shop



the computer room



the art room



the playground

B Sue and Tony are talking. Listen to what they say. Choose the best answers.

1. Where do Sue and Tony meet?

- A. at the library
- B. at the computer room
- C. at the tuck shop
- D. at the playground

2. What can Sue and Tony do there?

- A. read books
- B. buy snacks
- C. play computer games
- D. play basketball

3. Sue and Tony are at _____.

- A. home
- B. the bus stop
- C. school
- D. the cinema

C Sue is talking to Miss Chan. Listen to what they say. Choose the best answers.



Pay attention to Sue and Miss Chan's tone and pitch.

1. How does Sue feel?



A.

B.

C.

D.

2. How does Miss Chan feel?



A.

B.

C.

D.

3. How does Sue feel?



A.

B.

C.

D.

D Tony is asking Pat about the school library. Listen to what they say. Choose the best answers.

Name: Pat Chan

Date: 3 September 20XX

1. Do you like reading?

A. Yes.

B. OK.

C. No.

D. I don't know.

2. What do you think about the opening time of the library?

A. Good.

B. OK.

C. Bad.

D. I don't know.

3. Do you want more English books in the library?

A. Yes.

B. OK.

C. No.

D. I don't know.