

1

Positions



Date: _____

Mark: _____



Look at the pictures and circle the answers.

1.






(a)  is on the (left / right).

(b)  is on the (left / right).

2.



(a)  is (over / under)  .

(b)  is (over / under)  .

3.




(a)  is (in front of / behind)  .


(b)  is (in front of / behind)  .



Study the picture. Put a '✓' in ○ for the correct descriptions and a '✗' for the wrong descriptions.



4.  is at the top. ○


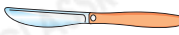

5.  is at the bottom. ○


6.  is between  and  . ○

7.  is between  and  . ○

8. (a)  is on the _____.

(b)  is on the _____.





(c)  / 
 (★ circle the answer(s)) is/are over .



9.



(a)  is _____ .  is _____ .

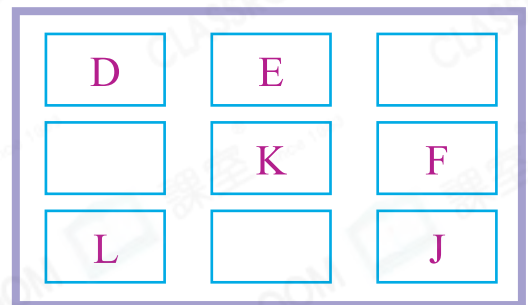
(b) ★  /  (★ circle the answer) is between  and .

10. A teacher put different letter cards on the white board. Write suitable letters in the boxes according to the instructions.

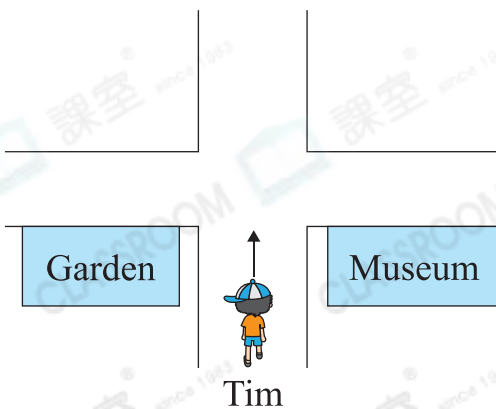
(a) is over .

(b) is between and .

(c) is under .



11. Advanced



In the picture on the left, Tim is going straight. When he reaches the junction, he should turn _____ to get to the garden.