

Quiz II (2A Mathematics)

Name : _____

Date : _____

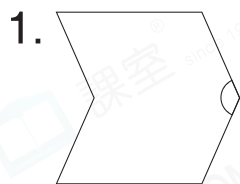
Class : _____ ()

Mark : _____ /14

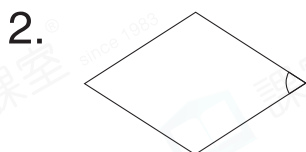
Time limit : 15 minutes

(Syllabus: Exercise 6 – 8)

I. Write the names of following angles. (3 marks)



_____ angle

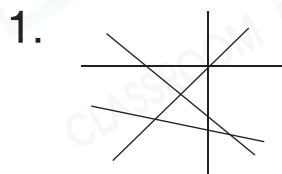


_____ angle



_____ angle

II. Answer the following questions. (5 marks)

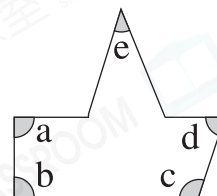


In the figure on the left, there is/are _____ pair(s) of perpendicular lines.

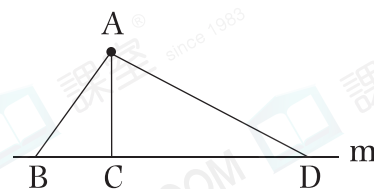
2. In the figure on the right,

(a) there is/are _____ right angle(s);

(b) Angle _____ is the largest acute angle.



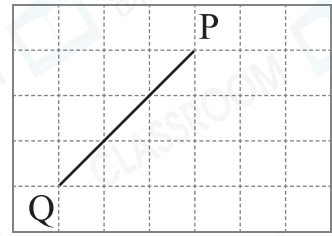
3. In the figure on the right, Straight Line _____ shows the distance between Point A and Straight Line m.




4. Tom stands towards the west. After he turns a right angle to the left, he stands towards the _____.

III. Draw according to instructions. (3 marks)


1. Draw a line that is perpendicular to PQ.



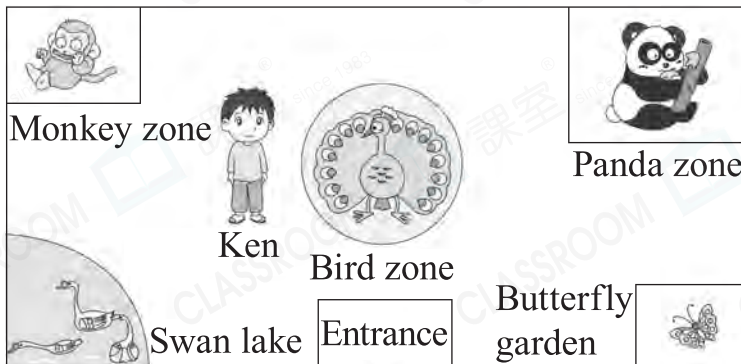
2. Draw an acute angle.



3. Draw an obtuse angle.



IV. Look at the picture and answer the questions. (3 marks)



- Panda zone is to the _____ of Butterfly garden.
- Ken stands facing the _____. He is to the _____ of Bird zone.
- To reach Panda zone from Swam lake, you should go _____ to Monkey zone and then turn to the _____.