

【試閱】

CLASSROOM Pre-HKDSE

Listening and Integrated Skills

Teacher's Copy
with online support

About this book



Extra Online Resources



- ◆ Complete with Practice Booklet and Data File
- ◆ Practices for Parts A, B1 and B2
- ◆ Extra Rich Online Resources



CLASSROOM®

All rights reserved CLASSROOM 課室 版權所有 翻印必究



Michael Lyons

Advanced Diploma in EFL/ESL and MA in Applied Linguistics

Over 25 years teaching experience in more than 10 countries

University-level English teaching experience in Hong Kong

Consultant's comments:

This book will equip students with the essential skills to tackle the listening papers. The themes are typically found in local textbooks and there is sufficient teaching and vocabulary support. The exercises are carefully graded and the formats and style follow the HKDSE to prepare students for the senior secondary curriculum, yet the level is suitable for local junior secondary students. Best of all, students can improve their listening and integrated skills as they work through the interesting topics and authentic situations in the book.

Start Early, Score Higher!

Targeted Skills for HKDSE Paper 3

Master essential listening and integrated writing skills. Spot keywords, sharpen note-taking, and manipulate data files with ease. Build the confidence to tackle HKDSE listening and integrated tasks from day one.

Authentic HKDSE Practice

All questions mirror HKDSE style, with some drawn from real past papers to give students a genuine exam practice experience. Complete with full-paper practices.

Smart Vocabulary Boost

Learn must-know words from popular exam themes to boost comprehension and spelling accuracy. Interactive glossaries and dictation challenges available online.

Become Exam-ready

Get a head start on TSA and Pre-HKDSE Speaking with targeted practices that build essential exam skills. Be ready to excel every step of the way.


Interactive Online Extras

Keep the momentum going beyond the book with interactive glossaries, dictation challenges, and quizzes on tricky and similar-sounding words.




CLASSROOM
e-Resources
課室 資源庫

CLASSROOM Pre-HKDSE English Series



Master DSE Reading Strategies



Master DSE Writing Text Types



Extensive Grammar Practices

Published by Classroom Publications Limited
Distributed by City Cultural Enterprise Company Limited



All rights reserved.
Re-edited in 2026

Preface

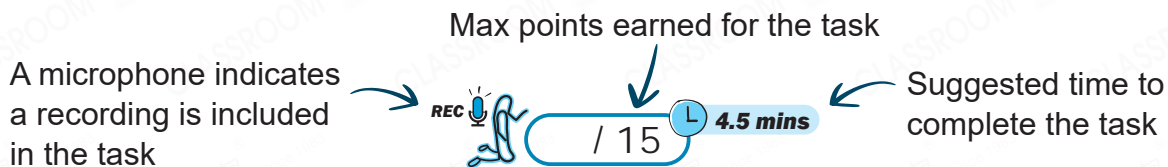
【試閱】

CLASSROOM Pre-HKDSE Listening and Integrated Skills offers a diverse range of question types and authentic text types, specifically tailored for junior secondary students preparing for the challenges of senior secondary when they tackle the HKDSE.

Starting early is key to mastering essential skills of **listening**, **data file manipulation**, and **official writing**. This book encourages early practice, helping students build a strong foundation from the very beginning. With its **clear, step-by-step approach**, this book guides learners through essential skills, steadily building their competence and confidence.

The thoughtfully crafted tasks and **relevant themes aligned with main textbooks**, making it an ideal study companion. If you aim to improve your exam performance, this book is your go-to guide for achieving high scores and mastering skills with ease.

- Odd numbered units (1, 3, 5, 7, 9) focus on Part A (Listening) skills. Even numbered units (2, 4, 6, 8, 10) train techniques used in Part B (Integrated Skills).
- Each unit is complete with **Vocab Bash** (preparing students for the upcoming training by getting familiar with themed words), **Skills Training Ground** (with detailed explanation of each skill followed by training with tasks and soundtracks that mirror the HKDSE exam format), and full **Practices** (on a separate Practice Booklet).



Unlock online resources with the QR codes below.



Get access to all the **soundtracks and transcripts** of the tasks, practices and appendices.

A **glossary of challenging words** with **dictation quizzes** to train spelling.



Hear/Here Soundalike Showdown: Distinguish between similar or same sounding words and train a better ear for note taking.

Contents



Unit		Vocab Bash	Skills Trained
Module A Getting Along with Others	1 School Life (pp.4-9)	Places at School School Clubs	<ul style="list-style-type: none"> 🎧 Listening to Times and Dates 🎧 Making Inferences about Places 🎧 Identifying People from Their Descriptions
	2 Friends and Family (pp.10-15)	Relatives Common Jobs	<ul style="list-style-type: none"> 🗂️ Content Words VS Grammatical Words 🗂️ Starting to Work on an Integrated Task
Module B Cultures of the World	3 Festivals (pp.20-25)	Elements in Festive Celebrations	<ul style="list-style-type: none"> 🎧 Listening for Modal Verbs 🎧 Identifying a Picture from a Set of Pictures 🎧 Listening to the Order of Events
	4 On Holiday (pp.26-31)	Transport Accommodation Travel Arrangements Tourist Attractions	<ul style="list-style-type: none"> 🗂️ Short Forms and Symbols
Module C Exploring Nature	5 Going to Ocean Park (pp.36-41)	Famous Attractions	<ul style="list-style-type: none"> 🎧 Listening for Prepositions of Location 🎧 Marking a Sequence on a Map 🎧 Listening to Descriptions of Objects
	6 Nature (pp.42-47)	Ways to Explore Nature	<ul style="list-style-type: none"> 🎧 Marking Routes on a Map 🗂️ Using the Correct Tenses
Module D Leisure	7 Food and Drinks (pp.52-57)	Food Quantifiers Cooking Action Verbs	<ul style="list-style-type: none"> 🎧 Listening to an Order for Food 🎧 Listening for Quantities and Measurements 🎧 Listening for the Level of Satisfaction 🎧 Listening for the Sequences
	8 Fantastic Dishes (pp.58-63)	Food Substance and Nutrients	<ul style="list-style-type: none"> 🎧 Listening for Scattered Information 🗂️ Using the Correct Personal Pronouns
Module E Teenage Life	9 Sports Fun (pp.68-73)	Sports Events	<ul style="list-style-type: none"> 🎧 Listening for Main Ideas 🎧 Listening for Positions 🎧 Listening for Numbers and Units 🎧 Identifying the Feelings or Moods of a Person
	10 Teenage Issues (pp.74-79)	Teenage Problems and Solutions	<ul style="list-style-type: none"> 🎧 Making Corrections to a Text 🗂️ Using the Correct Parts of Speech

Appendix 1: Writing Formats and Samples (pp.84-88) **Appendix 2: Challenging Words in Each Module (pp.89-92)**



【試閱】

In Practice Booklet!

Training Tasks	Exams Corner	Practice Tasks
<ul style="list-style-type: none"> 🔗 Completing Personal Information 🔗 Filling Out a Weekly Plan 🔗 Matching People to Places 🔗 Identifying People by Features 	<p><u>Listening (pp.16-17)</u> Two Short Conversations</p> <p><u>Speaking (pp.18-19)</u> Rising and Falling Intonations</p>	<ul style="list-style-type: none"> 🔗 Marking Times and Dates on a Calendar 🔗 Labelling Pictures of People
<ul style="list-style-type: none"> 🔗 Completing a Telephone Message 🔗 Completing a Personal Bio 🔗 Writing a Personal Email 	<p><u>Listening (pp.32-33)</u> One Short Conversation One Radio Programme</p> <p><u>Speaking (pp.34-35)</u> Forming Questions</p>	<ul style="list-style-type: none"> 🔗 Labelling a Picture 🔗 Completing a Telephone Message 🔗 Completing an Enrolment Form 🔗 Writing a Personal Email
<ul style="list-style-type: none"> 🔗 Completing a Checklist 🔗 Matching Correct Descriptions 🔗 Arranging Order of Events 	<p><u>Listening (pp.48-49)</u> Eight Short Dialogues</p> <p><u>Speaking (pp.50-51)</u> Making Suggestions</p>	<ul style="list-style-type: none"> 🔗 Deciding on Things to Buy 🔗 Arranging Photos in a Photo Album
<ul style="list-style-type: none"> 🔗 Completing an Event Page 🔗 Writing an Article 	<p><u>Listening (p.65)</u> One Poem</p> <p><u>Speaking (pp.66-67)</u> Expressing Opinions Giving Reasons</p>	<ul style="list-style-type: none"> 🔗 Completing a Table 🔗 Rearranging a Set of Pictures 🔗 Completing Travel Blog Entries 🔗 Writing a Review Article
<ul style="list-style-type: none"> 🔗 Matching Names to People 🔗 Arranging the Order of Park Visit 🔗 Matching Material and Colour 🔗 Filling in Prices and Quantities 	<p><u>Listening (pp.80-81)</u> One Radio Programme Completing a Fact Sheet</p> <p><u>Speaking (pp.82-83)</u> Expressing Agreement and Disagreement</p>	<ul style="list-style-type: none"> 🔗 Listening to the Order of Events 🔗 Filling in a Lost and Found Form
<ul style="list-style-type: none"> 🔗 Drawing a Path on a Map 🔗 Completing a Blog Entry 🔗 Writing a Notice 	<p><u>Listening (pp.80-81)</u> One Radio Programme Completing a Fact Sheet</p> <p><u>Speaking (pp.82-83)</u> Expressing Agreement and Disagreement</p>	<ul style="list-style-type: none"> 🔗 Completing Notes for a Meeting 🔗 Labelling a Map 🔗 Completing an Accident Report Form 🔗 Writing a Notice
<ul style="list-style-type: none"> 🔗 Completing a Food Order Form 🔗 Filling in a Shopping List 🔗 Filling in a Review 🔗 Filling in a Survey 🔗 Arranging Cooking Order 	<p><u>Listening (pp.80-81)</u> One Radio Programme Completing a Fact Sheet</p> <p><u>Speaking (pp.82-83)</u> Expressing Agreement and Disagreement</p>	<ul style="list-style-type: none"> 🔗 Marking Times and Dates on a Calendar 🔗 Labelling Pictures of People
<ul style="list-style-type: none"> 🔗 Completing a Fact Sheet 🔗 Writing a Presentation Script 🔗 Writing a Personal Letter 	<p><u>Listening (pp.80-81)</u> One Radio Programme Completing a Fact Sheet</p> <p><u>Speaking (pp.82-83)</u> Expressing Agreement and Disagreement</p>	<ul style="list-style-type: none"> 🔗 Marking a Floor Plan 🔗 Completing a Recipe 🔗 Marking Locations on a Map 🔗 Completing a Magazine Feature Page 🔗 Writing a Personal Letter
<ul style="list-style-type: none"> 🔗 Matching the Sports with the Descriptions 🔗 Matching Names to People 🔗 Matching Correct Descriptions 🔗 Labelling a Diagram 🔗 Completing an Enrolment Form 🔗 Filling in Opinions and Tone 	<p><u>Listening (pp.80-81)</u> One Radio Programme Completing a Fact Sheet</p> <p><u>Speaking (pp.82-83)</u> Expressing Agreement and Disagreement</p>	<ul style="list-style-type: none"> 🔗 Preparing a Website 🔗 Competing Athlete Profiles
<ul style="list-style-type: none"> 🔗 Revising a Poster 🔗 Completing a Newsletter 🔗 Writing a Letter of Invitation 	<p><u>Listening (pp.80-81)</u> One Radio Programme Completing a Fact Sheet</p> <p><u>Speaking (pp.82-83)</u> Expressing Agreement and Disagreement</p>	<ul style="list-style-type: none"> 🔗 Labelling a Picture 🔗 Completing a Telephone Message 🔗 Completing an Enrolment Form 🔗 Writing a Personal Email

Appendix 3: English Names and Surnames (pp.93-94)

Mock Paper



Training 2.2 Writing a Personal Letter



Situation

You are Jeffrey Yip. You need to write a reply letter to your cousin who asked you about healthy eating habits.

You are asking your teacher some questions about snacks. As you listen, take notes on the note sheet below. Then read the Data File and complete the task on the next page.

Data File 1 — Note-taking sheet

Information about sugar

- * Sugar is full of ^{T①}empty calories and has ^{T②}no nutrition.
- * Sugar makes you feel ^{T③}excited at first, then you feel ^{T④}uncomfortable and ^{T④}hungry again.

Information about potato chips

- * Potato chips are full of ^{T⑧}fats and salt.
- * Fats are bad for your ^{T⑨}heart.
- * Salt raises your ^{T⑩}blood pressure and makes you feel ^{T⑪}thirsty.

Data File 2 — Excerpt from a news article

Choosing the right snacks for your children

Junk food, as the name suggests, is bad for our health. Why don't we give children natural snacks like raisins, fruit or nuts, which will fill them up and provide them with nutrition? The difference is: an hour after eating a healthy snack, they will feel better and not worse!

If children ate junk food only once a month, it would only be a treat and it would not really be a problem. The problem is that nowadays more than 60% of children eat fast food at least once a week and some types of junk food at least five days a week! That is why we have so many obese ^{T⑬}children. If children eat natural and healthy foods, they will stay healthy and in shape for the rest of their lives.

Data File 3 — Letter from your cousin

Dear Jeffrey,

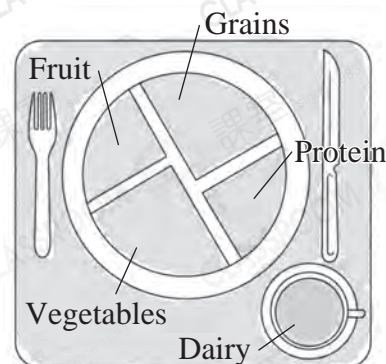
I've been having a terrible time since summer holiday started. Mum and Dad don't let me eat fast food. I know I've gained some weight, but it just isn't fair. They keep talking about my diet and they don't let me eat any snacks at home. Can you explain what's wrong with the food I love? Or better yet, help me explain to them that it's OK for kids to eat fast food. I'm going crazy! ^{T⑬}

Desperately,
Alan

Data File 4 — The new 'My Plate' diagram

My Plate — New Healthy Eating Style Proposed by USDA, 2011

- * Make sure half of your plate is fruit and vegetables T ⑭
- * Eat more wholegrain food T ⑯
- * Try drinking low-fat milk T ⑱
- * Make water your No. 1 drink T ⑰
- * Enjoy your food, but eat smaller portions T ⑮
- * Get 30 minutes of exercise every day T ⑲



Task — Letter to your cousin

Using the information from your notes and the Data File, complete your reply letter below.

Dear Alan,

I know how you feel about the rules your parents are giving you. But I have to say that they're exactly right.

First of all, sweets are filled with sugar, which is just ^{① DF1}empty calories and has ^{② DF1}no nutrition. It makes you eat even more and gain weight. Also, after you eat sweets, you get ^{③ DF1}excited. But then you feel ^{④ DF1}uncomfortable and hungry.

I suggest you try some healthy snacks such as ^{⑤ DF2}raisins, fruit or ^{⑥ DF2}nuts. They can ^{⑦ DF2}fill you up and make you feel good. I know you love to eat chips, but they're full of ^{⑧ DF1}fats and salt. Fats are bad for your ^{⑨ DF1}heart. Salt can ^{⑩ DF1}raise your blood pressure and it makes you ^{⑪ DF1}thirsty. As for fast food, it causes all kinds of problems. Did you know that more than 60% of kids eat junk food at least ^{⑫ DF2}five times a week? That explains why many children are getting ^{⑬ DF2}obese.

In fact, you should make sure that ^{⑭ DF4}fruit and vegetables make up half of your diet. Also, you should eat ^{⑮ DF4}smaller portions of food. Second, you should eat more ^{⑯ DF4}wholegrain food. Fast food restaurants always give you sugary drinks, but you should drink ^{⑰ DF4}water or ^{⑱ DF4}low-fat milk. The fact is that you're getting fat so you need to have a healthy diet and get at least ^{⑲ DF4}30 minutes of exercise every day!

Love,
Jeffrey

Exams Corner — Listening



HKDSE 2013 Part B1 T5

Integrated Task



/ 12

William, a DJ for a local radio station, is interviewing a tennis champion.

Listen to the radio programme and also use the Background Facts to complete the Fact Sheet. You have one minute to read the Background Facts and the questions on the Fact Sheet.

The radio programme will be played twice. Do as much as you can the first time and complete all answers the second time.

Background Facts



Roger Federer

Facts about him:

- 1981 — born in Binningen
- 1995 — won Swiss Junior Championship
- 1998 — won Junior Wimbledon
- 2004 — became the world No. 1 tennis player

⁶ Since he became a **professional** player in 1998, Roger Federer has been named 'King of the Court'.⁷ Besides being a tennis star, Federer set up the Roger Federer **Foundation**, which supports poor children in Africa, in 2003.⁵ In 2007,⁴ *Time Magazine* named him one of the '100 Most **Influential** People in the World'. In the same year, he became the first living person featured on a Swiss stamp.⁸ In 2009, he was called 'the greatest tennis player of all time' by *Tennis Magazine*.

Fact Sheet

Teacher's notes:

Students can find the answers in the Background Facts for Questions 4-8. The others are on the recording.

<p>What is the name of the radio programme?</p>	<p>1. At the ^①<i>Net</i></p>
<p>How does Jimmy feel about Roger Federer?</p>	<p>2. <input type="radio"/> A. He is not confident in Federer's ability. <input type="radio"/> B. He thinks Federer has experience in playing in competitions. <input checked="" type="radio"/> C. He thinks Federer is the greatest player in tennis history. <input type="radio"/> D. none of the above</p>
<p>Which of the sentences is TRUE?</p>	<p>3. <input type="radio"/> A. Federer was ranked No. 1 for 237 days. <input type="radio"/> B. Federer was ranked No. 1 for 285 days. <input checked="" type="radio"/> C. Federer was ranked No. 1 for 237 weeks in a row. <input type="radio"/> D. Federer was ranked No. 1 for 285 weeks in a row.</p>
<p>Which magazine named Federer one of the most influential people in the world?</p>	<p>4. ^④<i>Time</i> Magazine</p>
<p>Complete the statements with the following years. Write the letters (A-D) on the lines. A. 1998 B. 2003 C. 2007 D. 2009</p>	<p>5. Federer was on the list of the 100 most influential people in the world in ^⑤<i>C</i>. 6. Federer became a professional player in ^⑥<i>A</i>. 7. The Roger Federer Foundation was set up in ^⑦<i>B</i>. 8. Federer was called the greatest tennis player in ^⑧<i>D</i> by <i>Tennis Magazine</i>.</p>
<p>Complete the sentences with the correct numbers.</p>	<p>9. Federer has played in ^⑨<i>23</i> Grand Slam matches. 10. He has won ^⑩<i>16</i> Grand Slam finals.</p>
<p>Why is Federer nicknamed 'Federer Express'?</p>	<p>11. <input type="radio"/> A. He is very fast on his feet. <input checked="" type="radio"/> B. His forehand stroke is strong and fast. <input type="radio"/> C. He can express himself creatively. <input type="radio"/> D. all of the above</p>
<p>On which kind of court is Federer a great player?</p>	<p>12. <input type="radio"/> A. a grass court <input type="radio"/> B. a clay court <input type="radio"/> C. a hard court <input checked="" type="radio"/> D. all of the above</p>

Appendix 1 — Writing Formats and Samples

1. Personal Email

Recipient's name and email address

Sender's name and email address

Subject of the email

Informal salutation

Start the email with an informal greeting

Use short forms and contractions, e.g. OK, I'm, I'll, She's

Use conversational and informal language

Close the email informally

Complimentary close
Sender's name

I'm so happy for you!

To: Peter Lee <peter.lee@contact.com>
From: Chris Tong <chris.tong@contact.com>
Subject: I'm so happy for you!

Hi Peter,

How are you? Glad to hear that you've been offered an interview. I hope you can get your dream job — being a tour guide.

I've learnt some interviewing skills from the course 'Workplace Communication' at school, and you know, my friend has been working in the industry for three years. She always tells me about her experience, so I think I can share them with you.

To start with, make sure you're well prepared for the interview. Confirm the exact location of the interview venue and how long it takes to get there. The night before, get your interview outfit ready. Read your CV and application form carefully, and be prepared for the questions that may be asked in the interview.

During the interview, make sure you understand the questions and take your time if needed. Try your best! Be positive about yourself and your experience. Don't feel nervous about selling yourself, as everyone who wants the job does the same! Speak clearly with confidence, while looking bright and attentive.

Feel free to email me again if you have more questions. Relax and don't be stressed. I look forward to your good news.

Yours,
Chris