

【試閱】

CLASSROOM Pre-HKDSE

Listening and Integrated Skills

Teacher's Copy
with online support

About this book



Extra Online Resources



- ◆ Complete with Practice Booklet and Data File
- ◆ Practices for Parts A, B1 and B2
- ◆ Extra Rich Online Resources



CLASSROOM®

All rights reserved CLASSROOM 課室 版權所有 翻印必究



Michael Lyons

Advanced Diploma in EFL/ESL and MA in Applied Linguistics

Over 25 years teaching experience in more than 10 countries

University-level English teaching experience in Hong Kong

Consultant's comments:

This book will equip students with the essential skills to tackle the listening papers. The themes are typically found in local textbooks and there is sufficient teaching and vocabulary support. The exercises are carefully graded and the formats and style follow the HKDSE to prepare students for the senior secondary curriculum, yet the level is suitable for local junior secondary students. Best of all, students can improve their listening and integrated skills as they work through the interesting topics and authentic situations in the book.

Start Early, Score Higher!

Targeted Skills for HKDSE Paper 3

Master essential listening and integrated writing skills. Spot keywords, sharpen note-taking, and manipulate data files with ease. Build the confidence to tackle HKDSE listening and integrated tasks from day one.

Authentic HKDSE Practice

All questions mirror HKDSE style, with some drawn from real past papers to give students a genuine exam practice experience. Complete with full-paper practices.

Smart Vocabulary Boost

Learn must-know words from popular exam themes to boost comprehension and spelling accuracy. Interactive glossaries and dictation challenges available online.

Become Exam-ready

Get a head start on TSA and Pre-HKDSE Speaking with targeted practices that build essential exam skills. Be ready to excel every step of the way.


Interactive Online Extras

Keep the momentum going beyond the book with interactive glossaries, dictation challenges, and quizzes on tricky and similar-sounding words.




CLASSROOM
e-Resources
課室 資源庫

CLASSROOM Pre-HKDSE English Series



Master DSE Reading Strategies



Master DSE Writing Text Types



Extensive Grammar Practices

Published by Classroom Publications Limited
Distributed by City Cultural Enterprise Company Limited



All rights reserved.
Re-edited in 2026

Preface

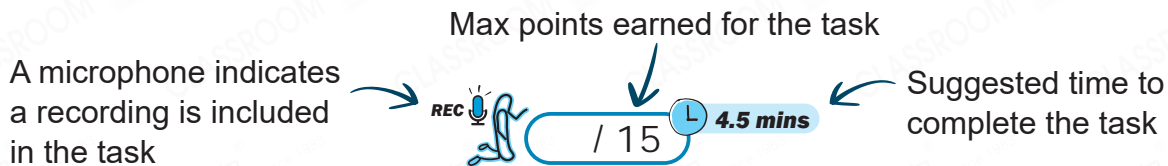
【試閱】

CLASSROOM Pre-HKDSE Listening and Integrated Skills offers a diverse range of question types and authentic text types, specifically tailored for junior secondary students preparing for the challenges of senior secondary when they tackle the HKDSE.

Starting early is key to mastering essential skills of **listening**, **data file manipulation**, and **official writing**. This book encourages early practice, helping students build a strong foundation from the very beginning. With its **clear, step-by-step approach**, this book guides learners through essential skills, steadily building their competence and confidence.

The thoughtfully crafted tasks and **relevant themes aligned with main textbooks**, making it an ideal study companion. If you aim to improve your exam performance, this book is your go-to guide for achieving high scores and mastering skills with ease.

- Odd numbered units (1, 3, 5, 7, 9) focus on Part A (Listening) skills. Even numbered units (2, 4, 6, 8, 10) train techniques used in Part B (Integrated Skills).
- Each unit is complete with **Vocab Bash** (preparing students for the upcoming training by getting familiar with themed words), **Skills Training Ground** (with detailed explanation of each skill followed by training with tasks and soundtracks that mirror the HKDSE exam format), and full **Practices** (on a separate Practice Booklet).



Unlock online resources with the QR codes below.



Get access to all the **soundtracks and transcripts** of the tasks, practices and appendices.

A **glossary of challenging words** with **dictation quizzes** to train spelling.



Hear/Here Soundalike Showdown: Distinguish between similar or same sounding words and train a better ear for note taking.

Contents

【試閱】

	Unit	Vocab Bash	Skills Trained
Module A Leisure and Entertainment	1 Shopping (pp.4-9)	Different Types of Shops	<ul style="list-style-type: none"> 🔊 Listening to Prices and Units of Measurement 📄 Filling in Forms 👂 Listening to Comparisons and Choices
	2 Films (pp.10-15)	Adjectives for Giving Comments Genres	<ul style="list-style-type: none"> 🔊 Listening for Key Elements 📄 Grouping Information in the Data File
Module B Wonderful Things	3 Believe It or Not (pp.20-25)	Elements in Mysterious Cases	<ul style="list-style-type: none"> 🔊 Identifying the Main Idea from a Description 👂 Listening to a Speaker's Feelings 👉 Following Directions to Reach a Place
	4 Role Models (pp.26-31)	School Activities	<ul style="list-style-type: none"> 🔊 Listening to the Schedule of Events 📄 Skimming for Relevant Information
Module C Teenage Life	5 Gadgets (pp.36-41)	Functions of a Smartphone	<ul style="list-style-type: none"> 🔊 Listening for the Gist 🌐 Listening to Website and Email Addresses 👂 Listening to Causes and Effects 📊 Presenting Data
	6 Fashion (pp.42-47)	Clothing Items	<ul style="list-style-type: none"> 🔊 Listening to Item Descriptions 📄 Distinguishing between Formal and Informal Texts
Module D Nature and the Environment	7 The Environment (pp.52-57)	Environmental Problems and Solutions	<ul style="list-style-type: none"> 🔊 Listening to Comments and Instructions 🗨️ Summarising Responses and Opinions 📊 Labelling Data 📍 Matching Information to a Location
	8 Wild Animals (pp.58-63)	Wild Animals Protection	<ul style="list-style-type: none"> 🗨️ Organising Ideas 📄 Turning Ideas into Sentences
Module E Rights and Responsibilities	9 Respecting Little Lives (pp.68-73)	Common Pets Different Breeds of Dogs Special Pets Duties of Pet Owners Issues about Animal Rights	<ul style="list-style-type: none"> 📞 Recording a Message 📅 Making and Rearranging an Appointment 👂 Making Comparisons 👉 Making a Choice Among Options
	10 Stay Away from Drugs (pp.74-79)	Things to Help Addicts	<ul style="list-style-type: none"> 🗨️ Arranging the Order of Events 📄 Identifying Instructions in a Data File Text

Appendix 1: Writing Formats and Samples (pp.84-88) Appendix 2: Challenging Words in Each Module (pp.89-92)

Training Tasks	Exams Corner	Practice Tasks
<ul style="list-style-type: none"> ☞ Making a Shopping List ☞ Completing an Order Form ☞ Making a Shopping List 	<p><u>Listening (pp.16-17)</u> One Short Conversation One Advertisement</p>	<ul style="list-style-type: none"> ☞ Completing a Souvenir List ☞ Filling in a Room Service Order Form
<ul style="list-style-type: none"> ☞ Completing Film Review Forms ☞ Writing a Film Review 	<p><u>Speaking (pp.18-19)</u> Starting a Presentation Brainstorming Ideas for a Presentation</p>	<ul style="list-style-type: none"> ☞ Drawing a Route on a Map ☞ Filling in Questionnaires ☞ Completing Film Posters ☞ Writing a Film Review
<ul style="list-style-type: none"> ☞ Matching Newspaper Headlines ☞ Identifying People through Tone of Voice ☞ Completing a Witness Report ☞ Marking Places on a Map 	<p><u>Listening (pp.32-33)</u> One Short Conversation</p>	<ul style="list-style-type: none"> ☞ Marking Locations on a Floor Plan ☞ Completing Witness Profiles
<ul style="list-style-type: none"> ☞ Completing an Event Schedule ☞ Writing a Letter of Invitation 	<p><u>Speaking (pp.34-35)</u> Giving Reasons or Explanations Providing Supporting Details</p>	<ul style="list-style-type: none"> ☞ Completing Interview Notes ☞ Matching Film Titles with Posters ☞ Completing a Film Rundown ☞ Completing a FAQ Page ☞ Writing a Letter of Invitation
<ul style="list-style-type: none"> ☞ Completing Reviews of Phone Applications ☞ Completing an Online Application Form ☞ Writing a Summary of Doctor's Advice ☞ Writing a Podcast Summary ☞ Completing a Bar Chart 	<p><u>Listening (pp.48-49)</u> Two Short Conversations</p>	<ul style="list-style-type: none"> ☞ Filling in Telephone Message Forms ☞ Labelling Products
<ul style="list-style-type: none"> ☞ Labelling Fashion Items ☞ Writing a Letter of Complaint 	<p><u>Speaking (pp.50-51)</u> Organising a Presentation Ending a Presentation</p>	<ul style="list-style-type: none"> ☞ Completing a Table ☞ Completing Presentation Slides ☞ Completing Bar Charts ☞ Completing an Order Form ☞ Writing a Letter of Complaint
<ul style="list-style-type: none"> ☞ Adding Comments to Posters ☞ Filling in a Questionnaire ☞ Completing a Pie Chart ☞ Labelling Information on a Map 	<p><u>Listening (pp.64-65)</u> One Documentary</p>	<ul style="list-style-type: none"> ☞ Adding Comments to a Poster ☞ Labelling a Floor Plan
<ul style="list-style-type: none"> ☞ Completing a Mind Map ☞ Writing a Report 	<p><u>Speaking (pp.66-67)</u> Responding to Yes/No Questions Responding to Others' Ideas</p>	<ul style="list-style-type: none"> ☞ Completing a Volunteer Application Form ☞ Adding Comments to a Poster ☞ Putting Pictures in the Correct Order ☞ Writing a Leaflet ☞ Writing a Report
<ul style="list-style-type: none"> ☞ Filling in Telephone Message Forms ☞ Filling in a Schedule ☞ Completing a Table of Comparison ☞ Completing Candidates' Information Sheet 	<p><u>Listening (pp.80-81)</u> Six Short Dialogues</p>	<ul style="list-style-type: none"> ☞ Completing Pet Profiles ☞ Making a Timetable
<ul style="list-style-type: none"> ☞ Completing a Timeline ☞ Writing an Article 	<p><u>Speaking (pp.82-83)</u> Inviting Group Members to Speak Providing Solutions</p>	<ul style="list-style-type: none"> ☞ Completing an Information Sheet ☞ Completing Pet Profiles ☞ Completing a Leaflet ☞ Completing an Exhibits Rental Form ☞ Writing an Article

Appendix 3: English Names and Surnames (pp.93-94)

Mock Paper



Skill 2 Grouping Information in the Data File

The Data File contains a lot of information. In order to put the correct information into the writing task, we need to learn how to group the information effectively.

Instruction of the task

Task 1

Your teacher asked you to write a review of a new film. Use the information from the note sheet and the information in the Data File to complete the task.

Read the instruction to locate the **relevant Data File text(s)**.

The task

The Plot

Subheadings can help you understand the main idea of the paragraph quickly.

The setting of the story is _____. The main character, Robin, is a _____. One day, he meets _____ who asks him _____. He decides to go to the City of Frogs to see what he can do. During his journey, he meets _____.

He does not know he has to fight with _____.

Acting and Special Scenes

_____, who played Robin, portrayed a very heroic character.

The best scene appeared when _____ because _____.

_____, who played Forkdemock, also _____.

Skim through the words given in the paragraph to decide what information is needed.

Data File 1 — Note-taking sheet

Title of the film: *Robin and the Magic Sword*

Main cast:

Robin (Tim White), Princess Rio (May Brown), Forkdemock (Tom Baker)

Story development:

- Robin is a hardworking carpenter
- An old man asks him to find his lost grandson
- Robin meets Princess Rio on his way and gets a magic sword from a witch

When we are skimming, we can **mark where the information belongs to**.

Relating to 'Acting and Special Scenes' in the task

Relating to 'The Plot' in the task

Data File 2 — Film synopsis on UB Cinema website

UB Cinema
www.ubcinema.com.hk/synopsis/film_023515.htm

Robin and the Magic Sword
 Category: IIA Duration: 109 min
 Director: Agnes Simpson
 Synopsis:

With the 18th century as its **background**, the film mainly portrays the heroic icon, Robin, and his adventures. The film is adapted from the US bestseller novel series *The Red Scarf Robin* published in 2004. During an unexpected and exciting adventure to the City of Frogs, **the hero Robin does not know the dark wizard Forkdemock has set up a fight against him.**

Task 1 Para 1

Look for key words in each Data File text and highlight them if necessary.


Main idea: the background and the story development




Data File 3 — Film reviews on an online forum

Film Discuss Forum
www.filmdiscuss.com.hk/forum/robin&magicsword.htm

Topic: What do you think about *Robin and the Magic Sword*?


Gabriel_430
 Brilliant, I'd say! I didn't think an adventure story could be that interesting. Two thumbs up! My girlfriend cried when Robin meets Princess Rio again at the end of the film. I was touched too! **But the best scene was when Robin fights with Forkdemock.** The special effects were excellent and my eyes couldn't help following the movement — my heart really missed a beat!

.....


Silly_Ben_123
 I totally agree with Gabriel_430! **I also think we shouldn't forget Forkdemock!** His acting was very good because he portrayed the struggle between good and evil very skilfully. I bet this film will receive many Oscar awards.

Task 1 Para 2

Skim through the Data File text for main ideas.

Look for the key words like 'best scene' and 'Forkdemock' as mentioned in the task.

Make short notes to save your time on reading the text again.



Transfer your information to the task

Warm Up!

After identifying the useful points in the Data File, we will have to group the information. Try to use as little time as possible to complete the task on page 12.

A. Inviting Group Members to Speak

In a group discussion, if some group members do not have the chance to contribute their ideas, we can invite them to speak using the common expressions below.

Useful Expressions

What do you think?
Do you agree with us?

What do you think about the suggestion?
Do you have any ideas or comments?

To be more specific, we can refer to the examples below:

- We all agree that stricter punishment should be imposed on drug abuse. Do you agree?
- Some of us agree with the statement, while some do not. What about you?

B. Providing Solutions

In a discussion, we can try to provide solutions to problems.

