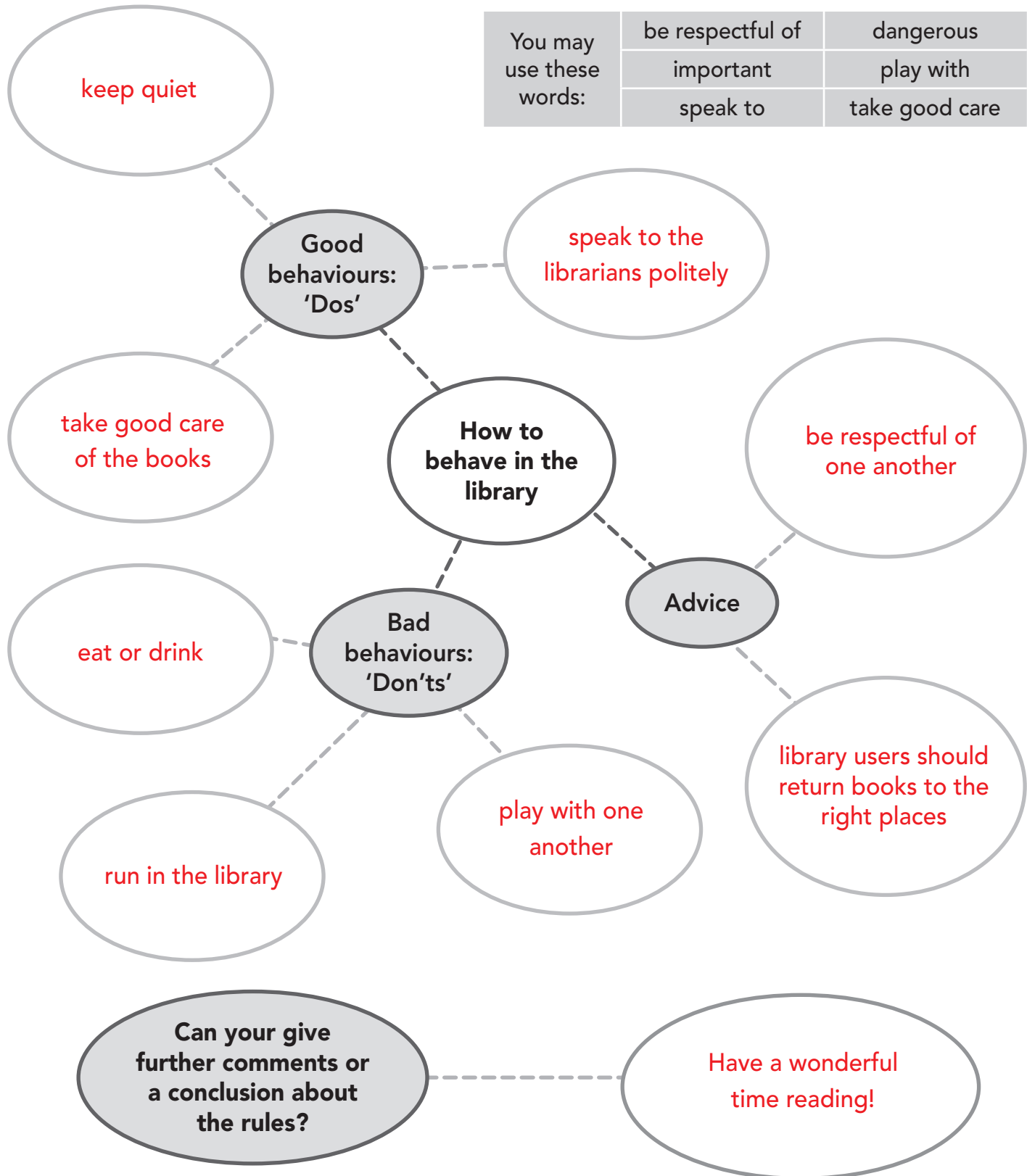


# Unit 2 Poster

How should students behave in the library? Complete the mind map below with your own ideas. (Suggested answers)

You may use these words:	be respectful of	dangerous
	important	play with
	speaking to	take good care



Now design your own poster with the help of the mind map. Write at least 70 words. (Suggested answers)

**RULES TO FOLLOW IN THE LIBRARY**

Make the poster heading catchy.

**Dos**

- ① **Keep quiet. It is inappropriate to chat in the library.**
- ② **Take good care of the books. Never write or draw in them.**
- ③ **Speak to the librarians at the checkout desk politely.**

**Don'ts**

- ④ **Do not eat or drink in the library.**
- ⑤ **Do not run in the library. It is dangerous to do so.**
- ⑥ **Do not play with one another. You may disturb other library users.**

Points 1-8: What are the different parts of your poster?

**Advice**

- ⑦ **It is important to be respectful of one another.**
- ⑧ **Librarians suggest that library users should return books to the right places.**

(Draw or stick a relevant picture here.)



**Have a wonderful time reading!**

What do you think about reading / the library rules?

Name: \_\_\_\_\_

# Unit 4 Play Script

Daisy cannot take off the stone bracelets no matter how hard she tries. She gives up sadly. One day, Henry and Daisy meet their new neighbour on the street. Look at the pictures and the words below to think of another ending for the play.



introduce / Aunt Lillian



drop / carelessly / hair clip / point to / nearby



gold earrings / shake head



turn into Lily / smile gently / honest now / won't punish / anymore / disappear / laugh happily

Based on the pictures, now write a new ending for the play. (Suggested answers)

Scene 3: On the street

Where does Scene 3 take place?

(Daisy cannot take off the stone bracelets no matter how hard she tries. She gives up sadly.

One day, Henry and Daisy meet their new neighbour Aunt Lillian on the street.)

Aunt Lillian : (speaks cheerfully) Good morning, Henry.

Use adverbs in stage directions.  
Change 'cheerful' to an adverb.

Henry : Good morning, Aunt Lillian! (looks at Aunt Lillian and then Daisy) Daisy, I would

like to introduce you to Aunt Lillian / Aunt Lillian to you. She lives next door to us.

Daisy : Hi, Aunt Lillian! My name is Daisy. Nice to meet you!

Who is speaking? Put the  
character's name on the left.

Aunt Lillian : Nice to meet you too. By the way, someone may have dropped

these things carelessly. Do you know who they belong to?

Daisy : Let me have a look. What are they?

To describe actions, write the verbs in the  
simple present tense or in '-ing' form.

Aunt Lillian : First, it's a beautiful hair clip. Whose hair clip is this?

Daisy : ( pointing / points to a girl nearby ) Look! It's hers.

Aunt Lillian : Whose gold earrings are these? Are they yours ?

Daisy : ( shaking / shakes her head ) No, they aren't mine.

(Aunt Lillian turns into Lily suddenly.)

What do the characters do?  
Use the correct forms of verbs.

Lily : ( smiling / smiles gently ) It is important to learn from the past and  
avoid making the same mistake again. You are honest now. I won't punish you  
anymore!

( The stone bracelets suddenly disappear. Daisy and Henry laugh happily.

-THE END-

Name: \_\_\_\_\_

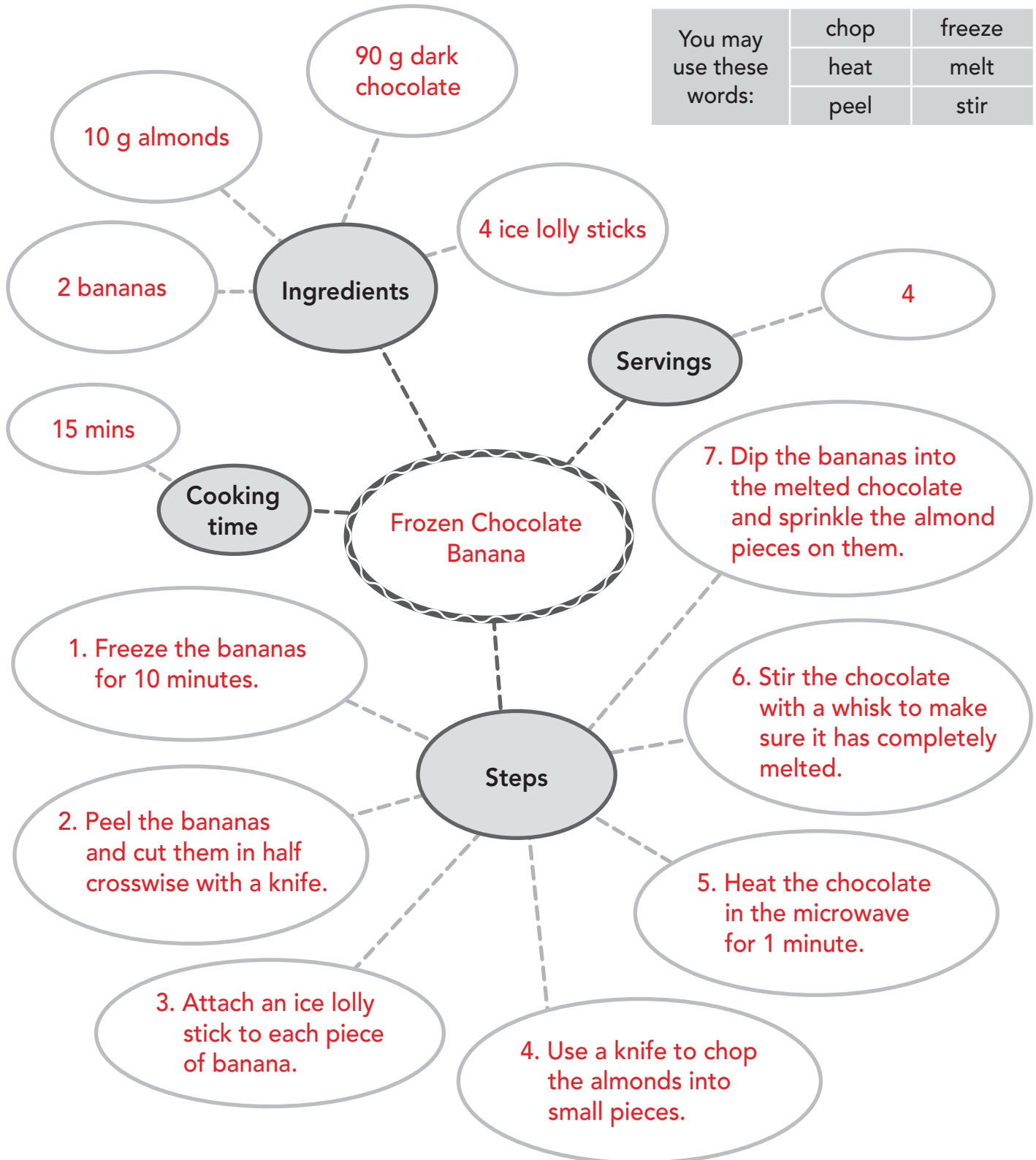


# Unit 7 Recipe

Can you make a dessert? Complete the mind map below with your own ideas. You may add more bubbles if you have more ingredients or steps to include.

(Suggested answers)

You may use these words:	chop	freeze
	heat	melt
	peel	stir



Date: \_\_\_\_\_

Now write the recipe for the dessert with the help of the mind map. Write at least 70 words. (Suggested answers)

How many people does the dish serve?

Frozen Chocolate Banana

Servings: 4

Cooking time: 15 mins

Ingredients: ----- List the exact amount of ingredients in order of use.

- 2 bananas
- 4 ice lolly sticks
- 10 g almonds
- 90 g dark chocolate

Steps: ----- Put the adverbs of sequence at the beginning of each step. Indicate the tools you need to use.

1. First freeze the bananas for 10 minutes.
2. Next peel the bananas and cut them in half crosswise with a knife.
3. Then attach an ice lolly stick to each piece of banana.
4. After that use a knife to chop the almonds into small pieces.
5. Next heat the chocolate in the microwave for 1 minute.
6. After that stir the chocolate with a whisk to make sure it has completely melted.
7. Finally dip the bananas into the melted chocolate and sprinkle the almond pieces on them.

(Draw or stick a finishing photo of the dish here.)


Name: \_\_\_\_\_




# Unit 8

# Presentation Script

What new stationery do you want to invent for students? Fill in the blanks with your own ideas and draw pictures of your inventions. (Suggested answers)



Smart Eraser



Magic Pen

What do you want to invent?

Invention A

Invention B

Topic sentence

The first thing I want to invent is ' Magic Pen '.

The next invention I want to talk about is ' Smart Eraser '.

Material(s)

It is made of plastic and metal.

It is made of plastic.

Function(s)

It is used for saving your time and efforts in writing.

It is used for removing any marks from any kind of pens.

Features

- It has a microphone inside to record your voice.
- It writes down what you say immediately.

- It is extra-light so you can carry it everywhere.
- You can make it into any shape.

Date:

Now write your own presentation script with the help of the table. Write at least 100 words. (Suggested answers)

Good afternoon, everyone. Have you ever thought that you can write something without moving a finger? Today I am going to talk about the two stationery I want to invent.

The first thing I want to invent is 'Magic Pen'. It is made of plastic and metal. There is a microphone inside it. When you speak, it records your voice and writes down what you say immediately. It is used for saving your time and efforts in writing.

The next invention I want to talk about is 'Smart Eraser'. It is made of plastic. It is used for removing any marks from any kind of pens. It is extra-light so you can carry it everywhere. You may also make it into any shape.

I hope I can turn both inventions into real products one day! I hope you found my presentation interesting. Thank you very much for listening!

Paragraph 1:  
Greet the audience, ask a question and explain the topic.


Paragraphs 2-3:  
Talk about one invention in each paragraph. Begin each paragraph with a topic sentence.

Paragraph 4:  
State the topic again and thank the audience for listening.

Name: \_\_\_\_\_

# Unit 10 Story

Smartie and Fifi went hiking last Sunday. Look at the pictures and the words below to think of what happened to them.



sunny / so hot / sweat a lot



Fifi / exhausted / squat down / so tired / cannot walk anymore

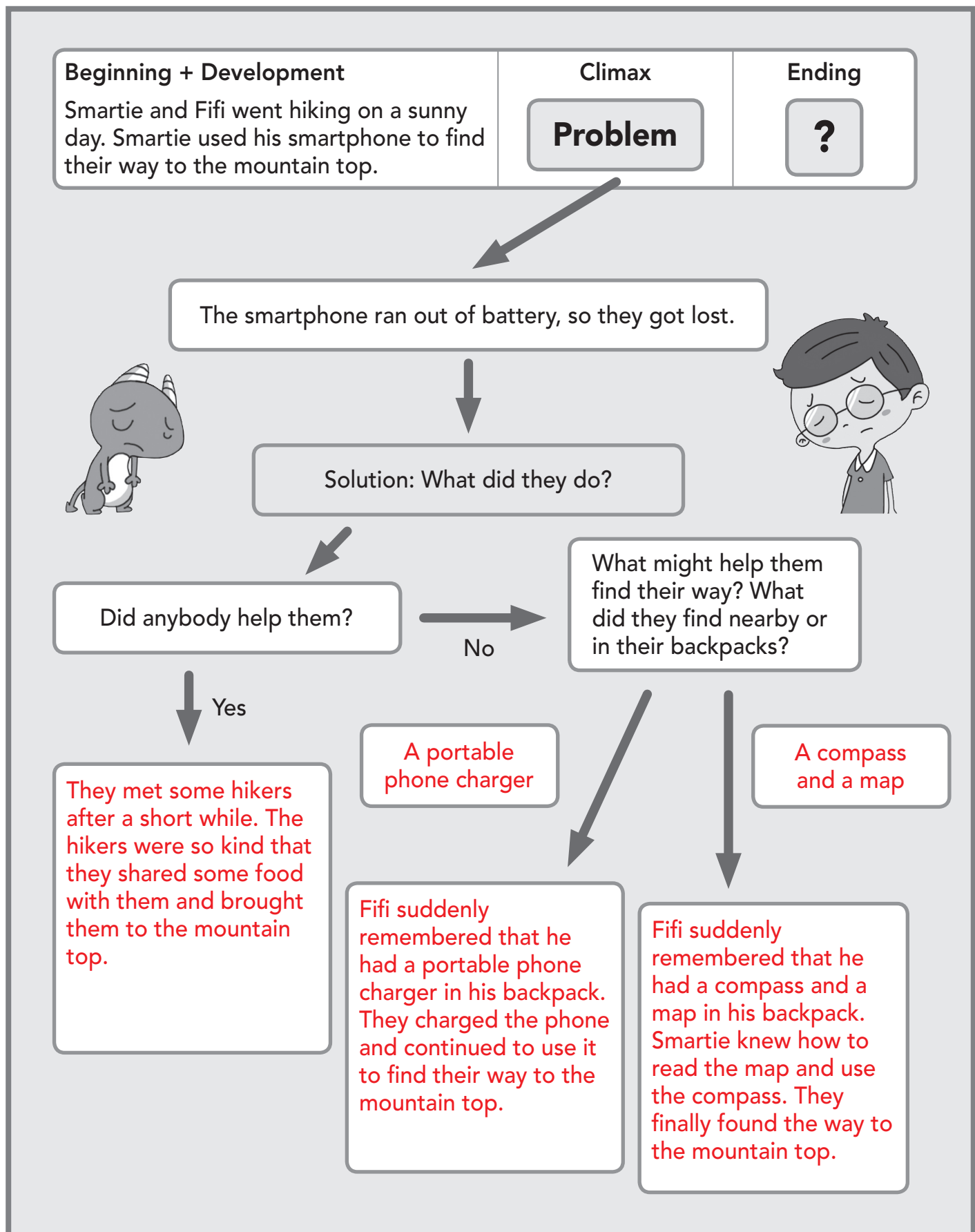


look back at his phone / only to find / run out of battery / worried



You may use these words:	compass	hiker
	map	signpost
	portable phone charger	

Complete the flowchart below with your own ideas. (Suggested answers)



Based on the pictures and one of the endings in the flowchart, write a story about what happened to Smartie and Fifi last Sunday. Write at least 100 words. (Suggested answers)

Smartie and Fifi went hiking last Sunday. It was a sunny day. The weather was so hot that they sweated a lot. 'How far is it from here to the mountain top?' asked Fifi. Smartie checked his phone and said, 'It's only four and a half kilometres away.'

An hour later, Fifi was exhausted. He squatted down and asked, 'How long does it take to walk from here to the mountain top? I'm so tired that I can't walk anymore!' 'It takes thirty more minutes. Let's go, Fifi!' said Smartie.

Smartie looked back at his phone again, only to find it running out of battery. They were very worried because they did not know where they were.

Luckily, they met some hikers after a short while. The hikers were so kind that they shared some food with them and brought them to the mountain top. They could have a rest and enjoy the beautiful view there!

Paragraph 1 (Beginning):  
When and where did the story take place?

Paragraph 2 (Development):  
What happened next and why?

Paragraph 3 (Climax):  
What problem did Smartie and Fifi encounter?

Paragraph 4 (Ending):  
How did they solve the problem?

Name: \_\_\_\_\_


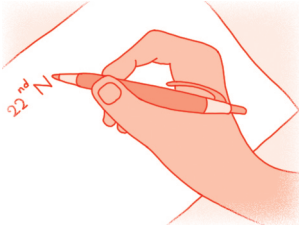


# Unit 12 Diary Entry

Have you ever been sick or injured? Think of your own experience and complete the timeline below. You may also draw pictures to help explain what happened.

(Suggested answers)

22<sup>nd</sup> Nov (Fri) Fill in a date in the past.

Time	Events
11 am	 I twisted my ankle during my PE lesson.
11:15 am	I went to the medical room by myself.
11:30 am	'See the doctor,' the school nurse said to me.
12 noon	My class teacher Ms Wong helped me call my mum.
1:30 pm	Mum came to school and took me to hospital.
3 pm	'Rest at home at the weekend,' said the doctor.
4:30 pm	We got home.
7 pm	

When did the events happen? Write them in time order.

You may use these words:	clinic	hospital
	medical room	rest at home
	terrible	

Date:

Now write your diary entry with the help of the timeline. Write at least 100 words.

(Suggested answers)

22<sup>nd</sup> November (Fri)

Sunny

Start the diary entry like writing a letter to a friend.

Dear Diary,

I had an unlucky day today! I twisted my ankle during my PE lesson. I went to the medical room by myself. The school nurse told me to see the doctor.

My class teacher Ms Wong helped me call my mum. Mum came to school and took me to hospital. The doctor told me to rest at home at the weekend. It was half past four in the afternoon when we got back home.

What a terrible day! My ankle is still in pain. I am sad because I cannot go out with my friends tomorrow. I will be more careful and take good care of myself from now on!

Love,

William

State the weather and the date.

Write about what happened in the first-person point of view in time order. Write the events in the past tense.

Write about your thoughts and feelings in the present tense. State your promises and wishes in the future tense.

Don't forget the closing (if you are writing in the 'Dear Diary' format).